

2021

MATHEMATICS — GENERAL

Paper : DSE-A-2

(Graph Theory)

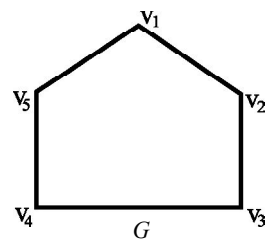
Full Marks : 65

The figures in the margin indicate full marks.

Candidates are required to give their answers in their own words as far as practicable.

1. Choose the correct alternatives : 1×10

- (a) The number of vertices of a regular graph of degree 3 with 15 edges is  
(i) 5                      (ii) 10                      (iii) 20                      (iv) 45.
- (b) Maximum number of edges in a simple connected plane graph of order  $n$  is  
(i)  $2n - 4$                       (ii)  $3n - 10$                       (iii)  $3n - 6$                       (iv)  $3n$ .
- (c) Number of vertices of a complete graph having 66 edges is  
(i) 10                      (ii) 11                      (iii) 12                      (iv) 13.
- (d) The adjacency matrix of a graph  $G$  is always  
(i) symmetric                      (ii) skew symmetric  
(iii) singular                      (iv) non-singular.
- (e)



- $G$  is
- (i) bipartite and regular                      (ii) bipartite, but non-regular
  - (iii) regular but non-bipartite                      (iv) neither regular nor bipartite.

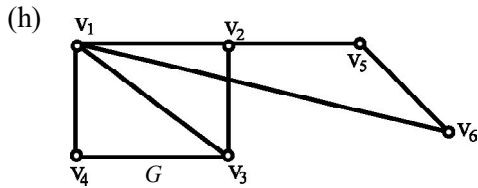
Please Turn Over

(f) If  $I(G)$  is an incidence matrix of a directed graph  $G$  without loops and non-directed edges, then each column of  $I(G)$  contains

- (i) two 1                      (ii) one 1, one -1      (iii) two -1                      (iv) one 1.

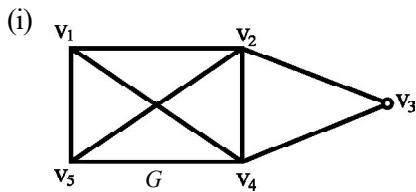
(g) The degree of the root of a binary tree is

- (i) 0                              (ii) 1                              (iii) 2                              (iv) 3.



In the above graph  $G$ , distance between  $v_1$  and  $v_6$  is

- (i) 0                              (ii) 1                              (iii) 3                              (iv)  $\infty$ .



$G$  is

- (i) non-planar and non-Eulerian                      (ii) planar and non-Eulerian  
 (iii) planar and Eulerian                              (iv) non-planar and Eulerian.

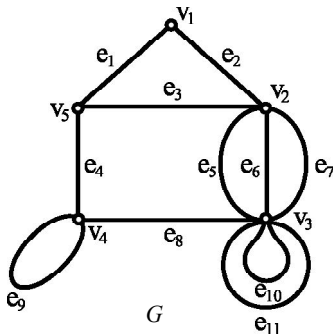
(j) The minimum number of pendant vertices in a tree with 5 vertices is

- (i) 2                              (ii) 3                              (iii) 0                              (iv) 1.

2. Answer **any three** questions :

(a) (i) Define incidence matrix of a connected graph.

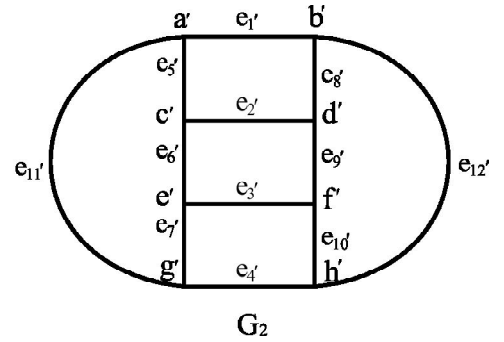
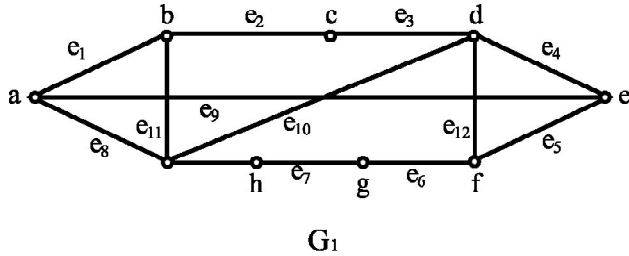
(ii)



Find incidence matrix of  $G$ .

(3)

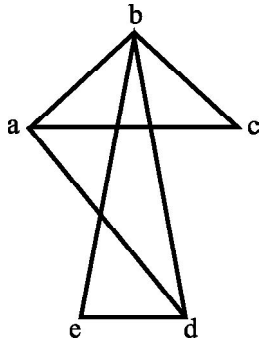
- (b) (i) Define isomorphic graphs.  
(ii)



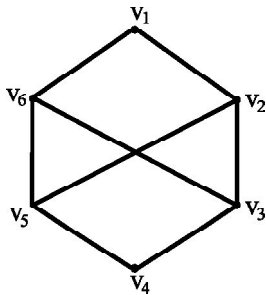
Is  $G_1 \cong G_2$ ? Justify.

2+3

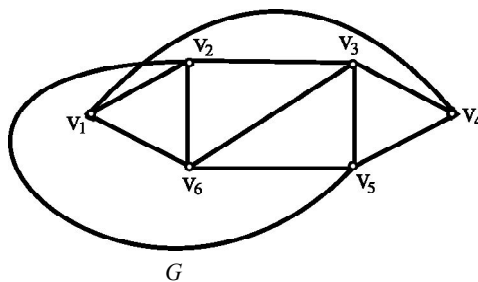
- (c) Show that the following is a planar graph by redrawing it so that no edges cross. 5



- (d) Define complement of a graph. Find the complement of the following graph. 2+3



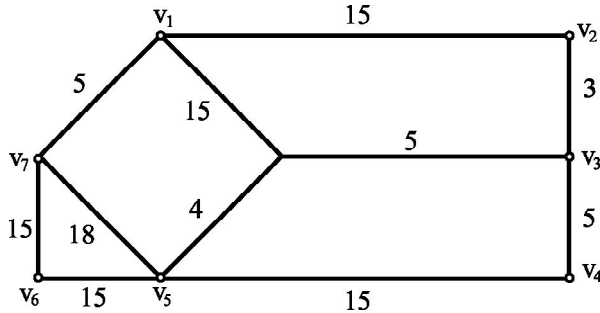
- (e) What is a Hamiltonian graph? Is the following graph  $G$  Hamiltonian? Justify your answer. 1+1+3



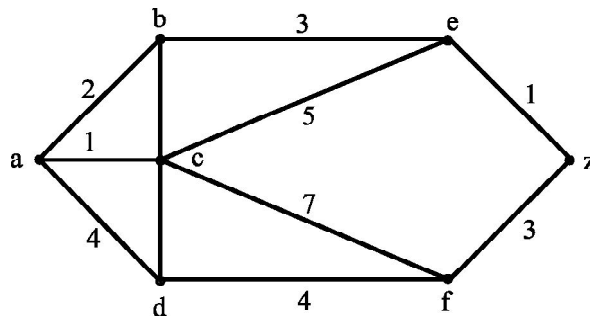
Please Turn Over

3. Answer **any four** questions :

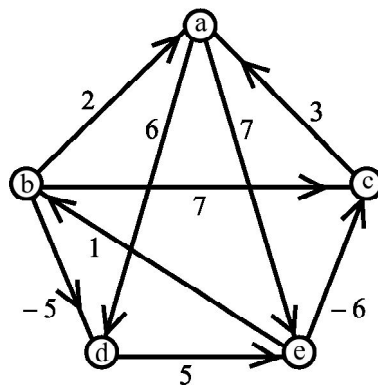
- (a) (i) What is minimal spanning tree? Find minimal spanning tree of the graph given below :



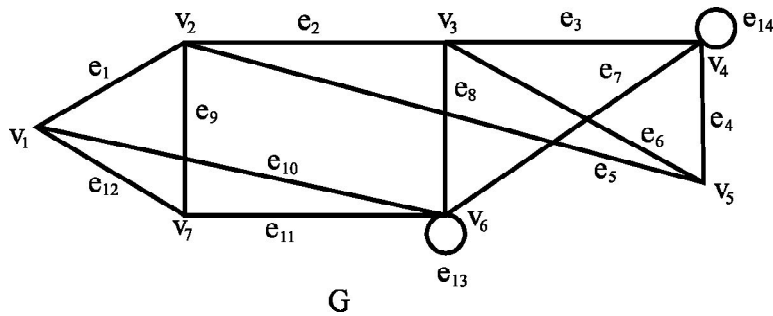
- (ii) Prove that  $K_{3,3}$  is non-planar. [(2+5)+3]
- (b) (i) If degree of each vertex of a graph  $G$  is greater than or equal to 2, then show that  $G$  contains a cycle.
- (ii) If  $G$  is a simple graph with at most  $2n$  vertices and degree of each vertex is at least  $n$ , then show that  $G$  is connected. 5+5
- (c) (i) Apply Dijkstra's algorithm to determine a shortest path between  $a$  to  $z$  in the following graph.



- (ii) Draw a tree with 5 internal vertices and 5 terminal vertices. 7+3
- (d) Using Floyd-Warshall algorithm, find the length of the shortest path between any pair of vertices  $a, b, c, d$  and  $e$  of the following weighted directed graph.

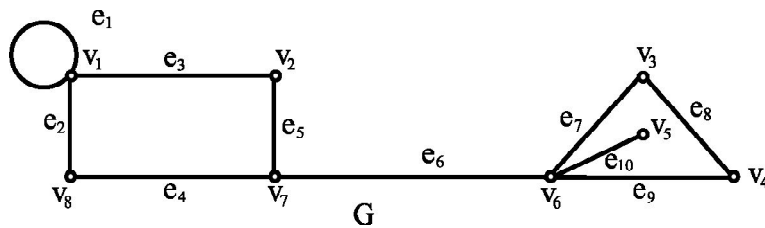


- (e) (i) Draw a bipartite graph with degree sequence (1, 3, 4), (1, 2, 2, 3).
  - (ii) If  $G$  is a tree with all odd degree vertices, then show that number of vertices of  $G$  is even.
  - (iii) A tree has only vertices of degree 5 and degree 1. If the tree has 34 vertices, how many have degree 5? 5+2+3
- (f) (i) Prove that a complete bipartite graph  $K_{m,n}$  is Hamiltonian *iff*  $m = n$ .
- (ii)



Check if  $G$  is Eulerian and Hamiltonian or not. 5+5

- (g) (i)



Find the faces and degree of each face in  $G$ . What is the relation between sum of degrees of faces and number of edges of  $G$ ?

- (ii) Does there exist a planar graph with 35 vertices and 100 edges?
  - (iii) Find the maximum number of vertices in a connected graph having 17 edges. 5+2+3
-