

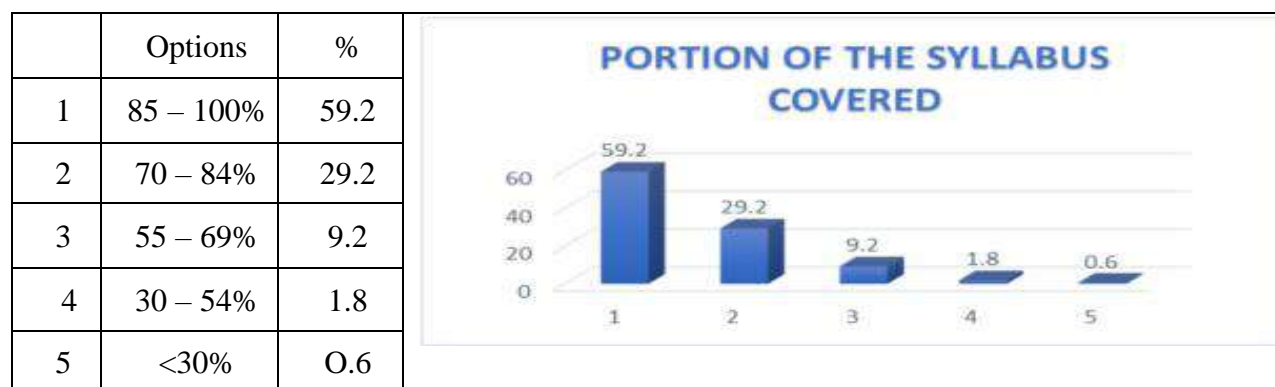


Students Satisfaction Survey 2022-23

466 students of which 59% were male students and the rest female students took part in this survey and submitted their valuable feedback regarding the different aspects of the teaching-learning process of the college.

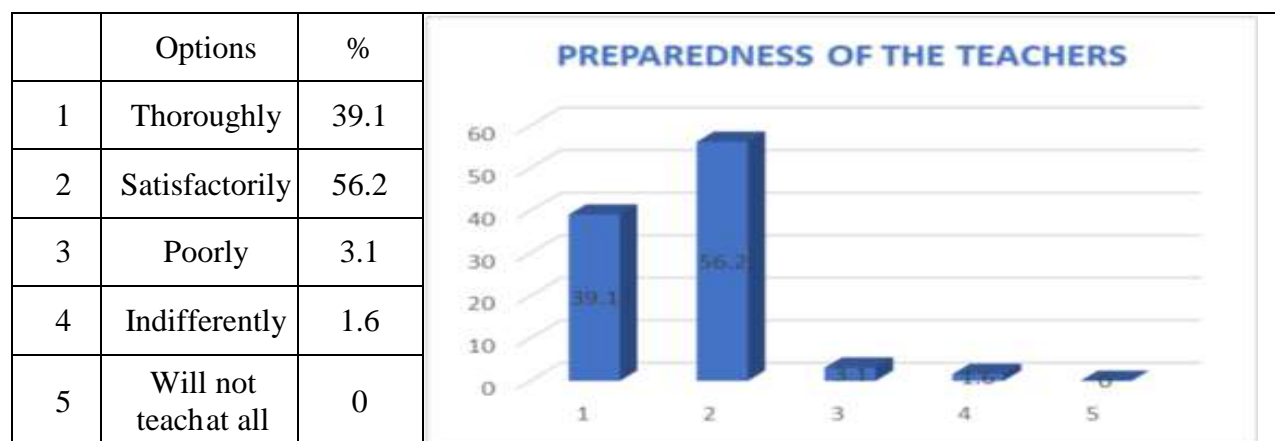
1. How much of the syllabus was covered in the class?

Around 90% students participated in the survey replied that major portion of the syllabus is taught in the class enabling the students to have comprehensive overview of the aims and objectives of the course, learning outcomes and assessment strategies.



2. How well did the teachers prepare for the classes?

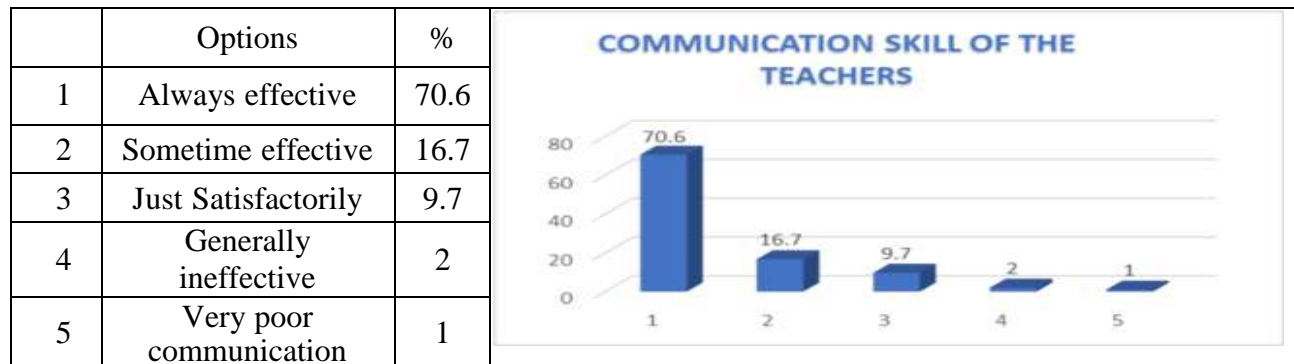
More than 95% students opine that the teachers come to the class getting well prepared. They identify the learning objective, plan the specific learning activities, and present the lessons in an engaging and meaningful manner. It is a reflection of the dedication of the teachers towards teaching.





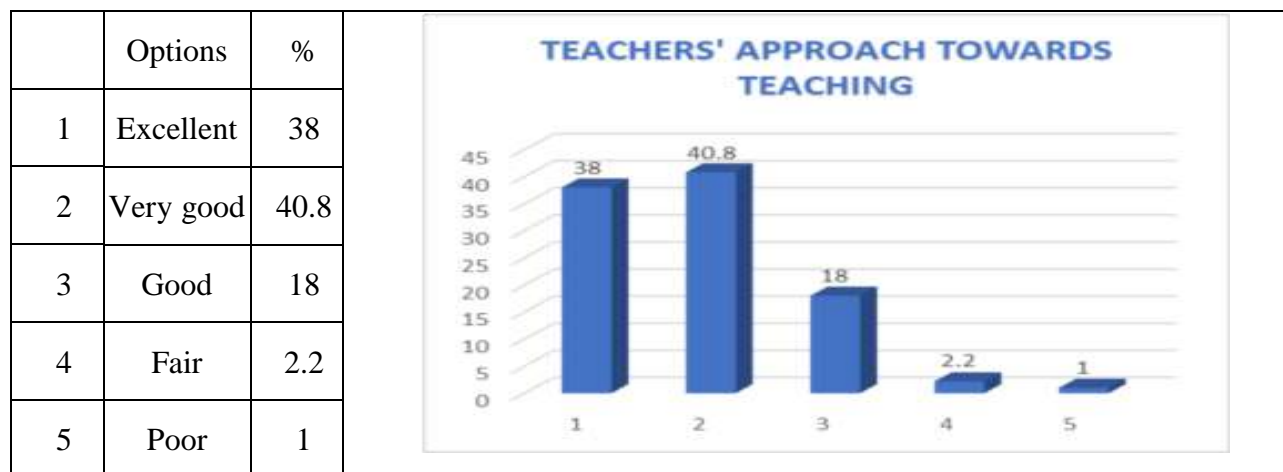
3. How well were the teachers able to communicate?

95% students are satisfied with the teachers' communication skills that are essential for a positive learning environment and a strong relationship with students and parents.



4. The teachers' approach to teaching can best be described as

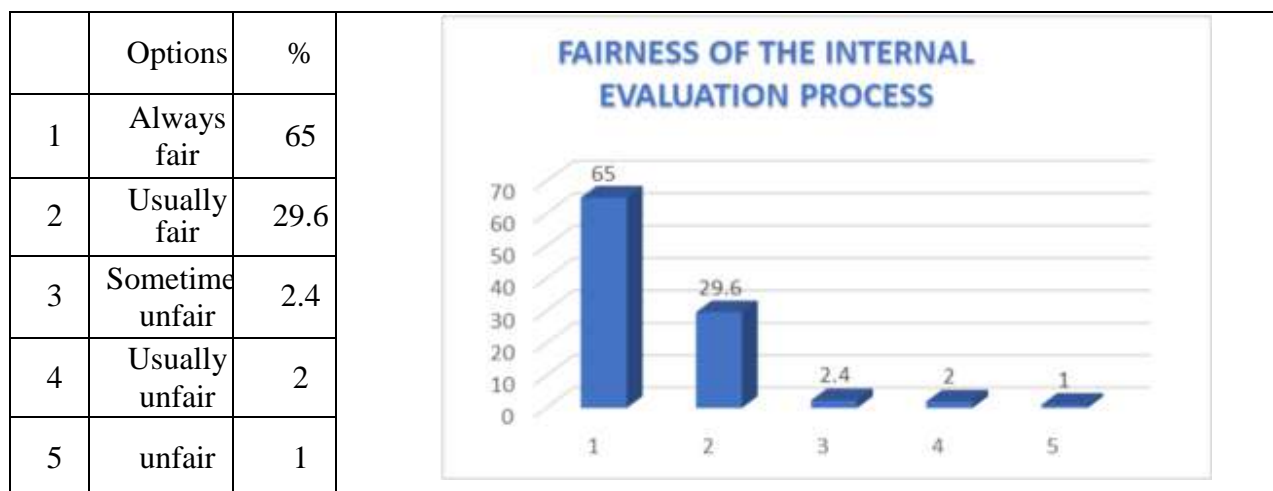
More than 96% students are satisfied with the way of teaching they experience in the class.





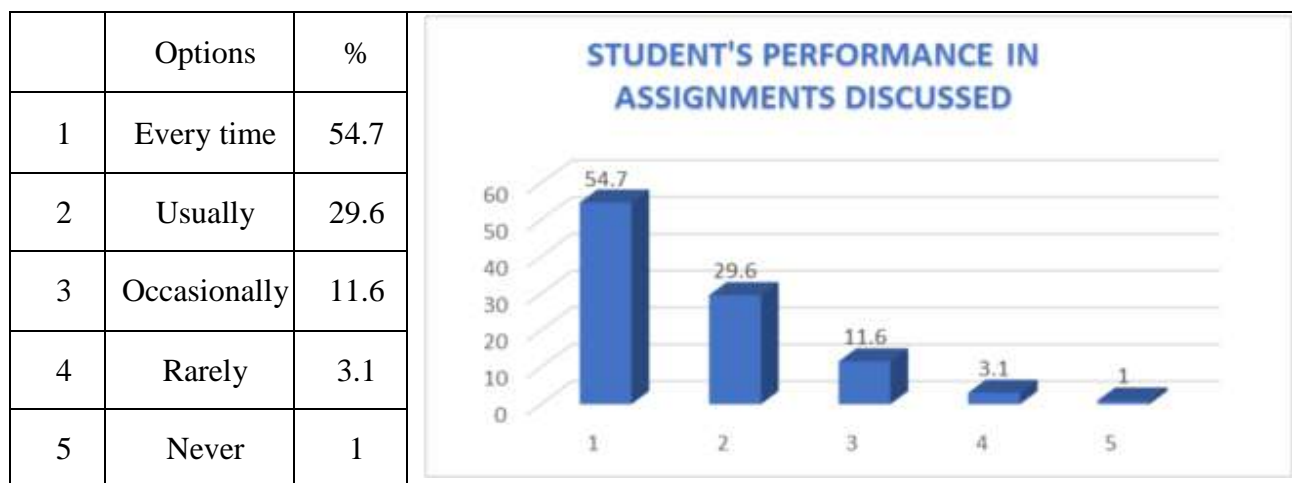
5. Fairness of the internal evaluation process by the teachers

Around 95% students highlight the fairness of the internal evaluation process that helps the students to self- analyse their learning and make proper adjustments for end semester examination.



6. Was your performance in assignments discussed with you?

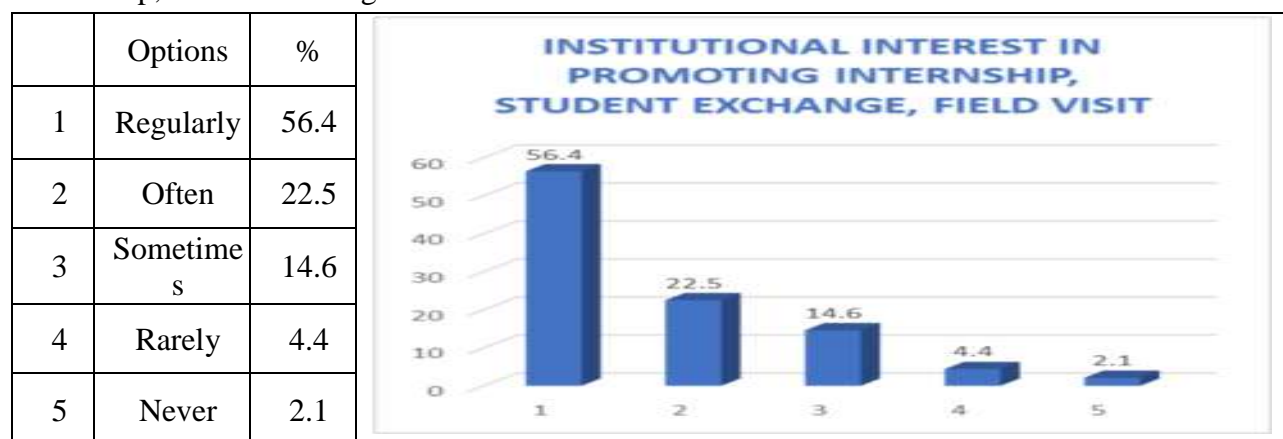
85% students are of opinion that teachers discuss their performance in assignment elaborately.





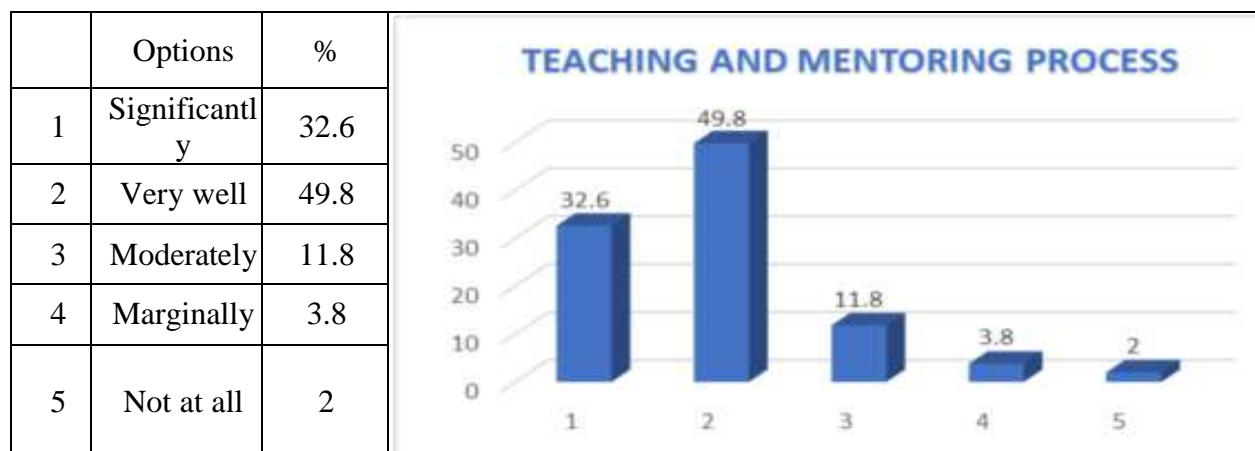
7. The institute takes active interest in promoting internship, student exchange, field visit opportunities for students.

Around 79 % students are happy with the initiative that the institution takes in promoting internship, student exchange and field visit.



8. The teaching and mentoring process in your institution facilitates you in cognitive, social and emotional growth.

Around 82% students are satisfied with the teaching and mentoring process they undergo in the institution for their cognitive, social and emotional growth. So, there is a scope of improvement.





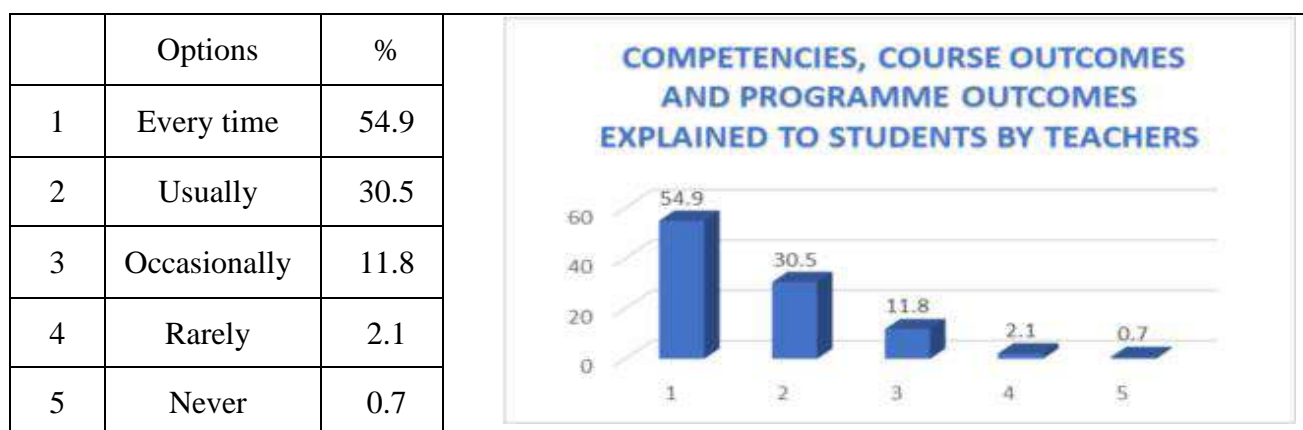
9. The institution provides multiple opportunities to learn and grow.

More than 86% are happy with the opportunities they get in the institution in terms of vocational training, employability training to grow in a better way for future.



10. Teachers inform you about your expected competencies, course outcomes and programme outcomes.

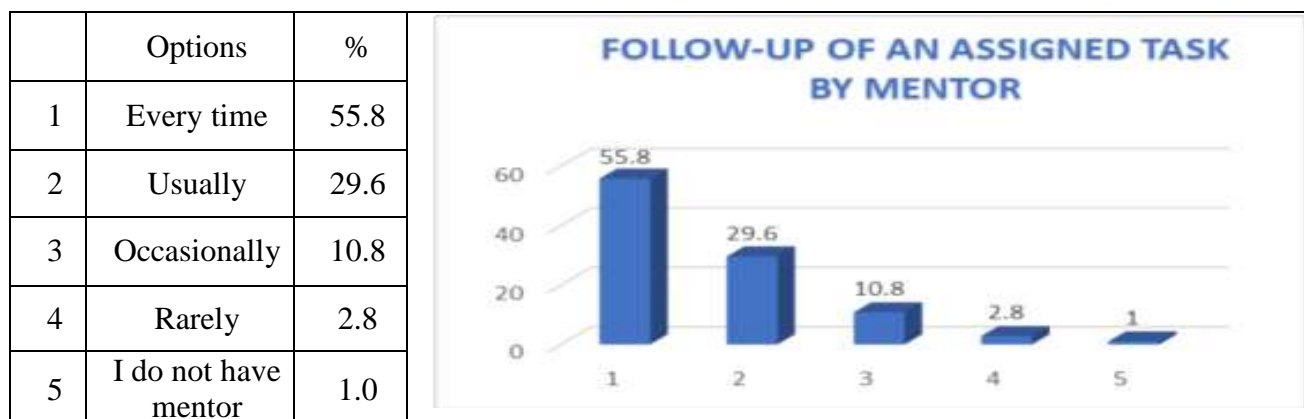
More than 85% students opine that teachers inform them their competencies, course outcomes and programme outcomes in details. This help them understand the course in a more effective way.





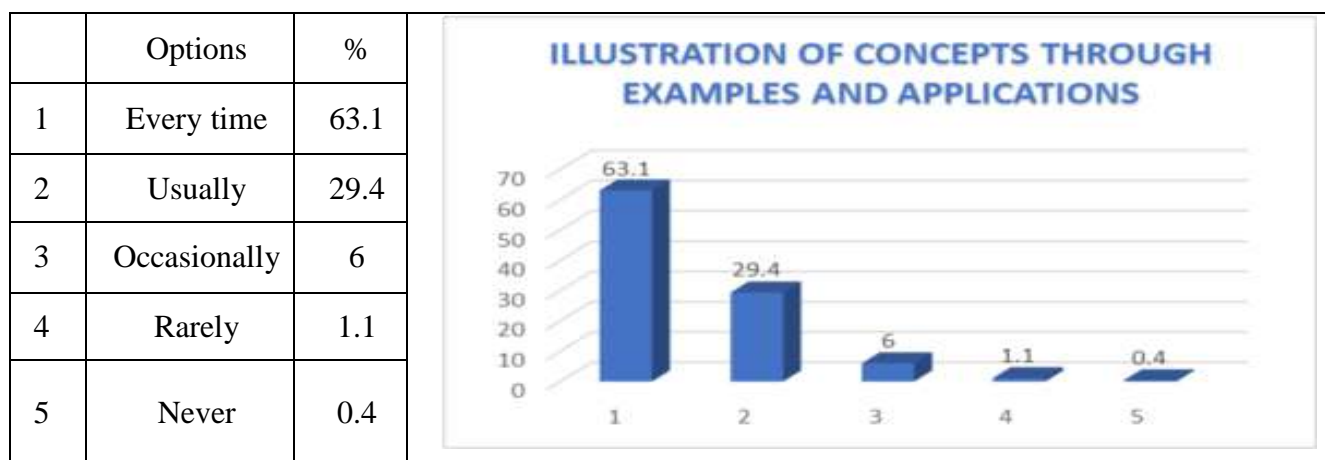
11. Your mentor does a necessary follow-up with an assigned task to you

More than 85% students are happy with the way mentors do regular follow-up of their academic, mental and social growth. Remaining 15% students feel differently. So improvement can be made in this direction.



12. The teachers illustrate the concepts through examples and applications

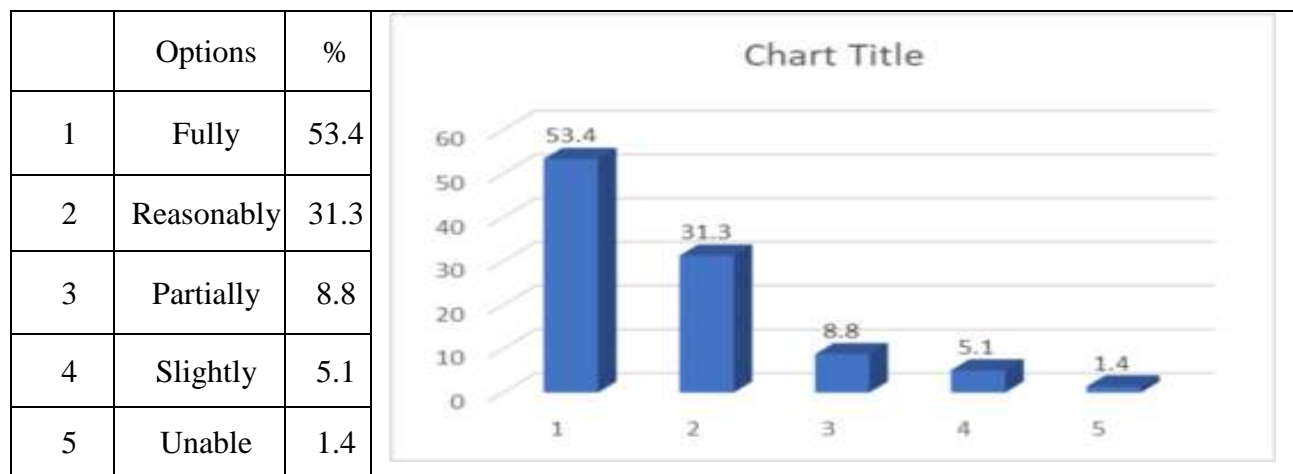
More than 92% students are satisfied with the fruitful way the teachers help them understand the different concepts of the course by the help of examples and applications.





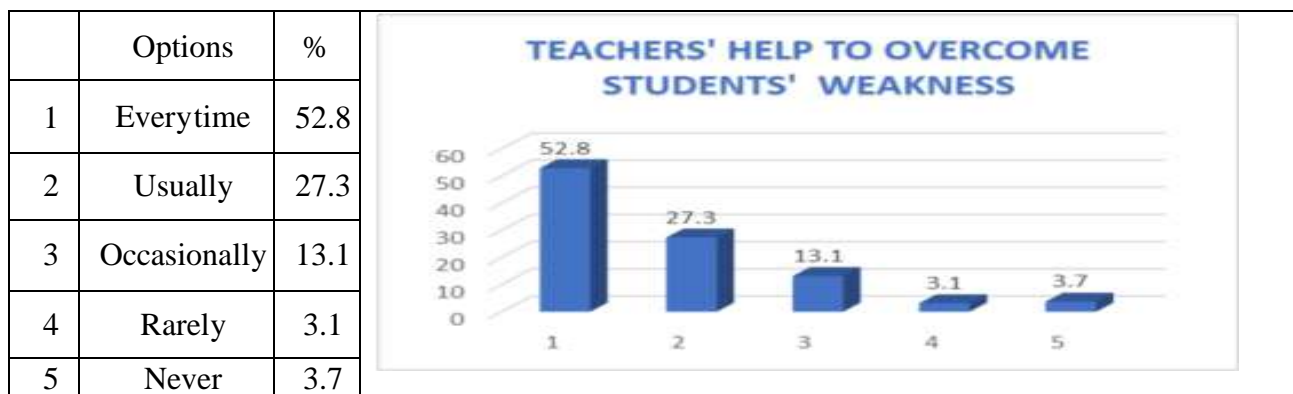
13. The teachers identify your strengths and encourage you with providing right level of challenges

Around 85% student are happy with the way teachers point out their strengths and encourage them with providing right level of challenges so that they can excel in academic as well as non-academic learning in future. Rest of the students feel differently. So, there is a scope of betterment.



14. Teachers are able to identify your weaknesses and help you to overcome them.

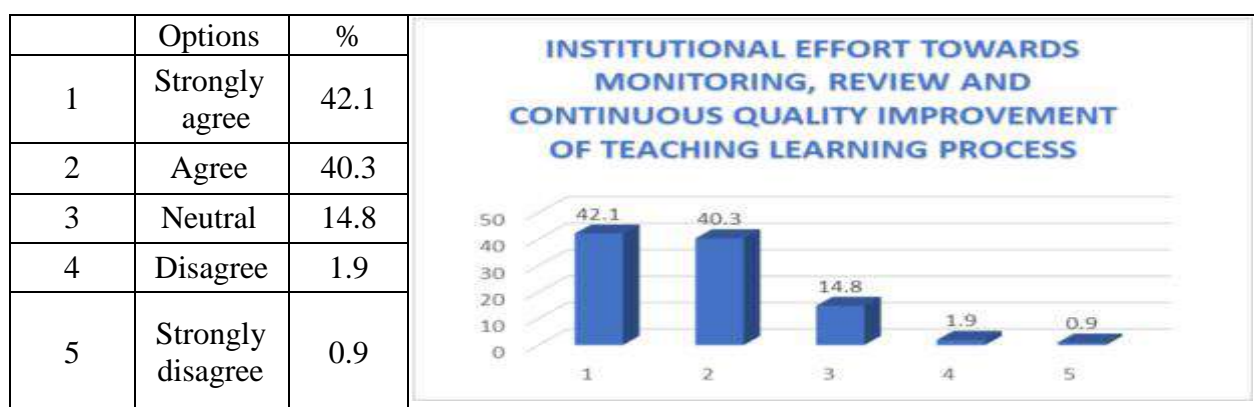
According to the survey, around 80% students opine that teachers are competent enough to find out their weaknesses by properly observing and interacting them and help them overcome the weaknesses. Rest of the students feel differently. So, steps can be taken to better the situation.





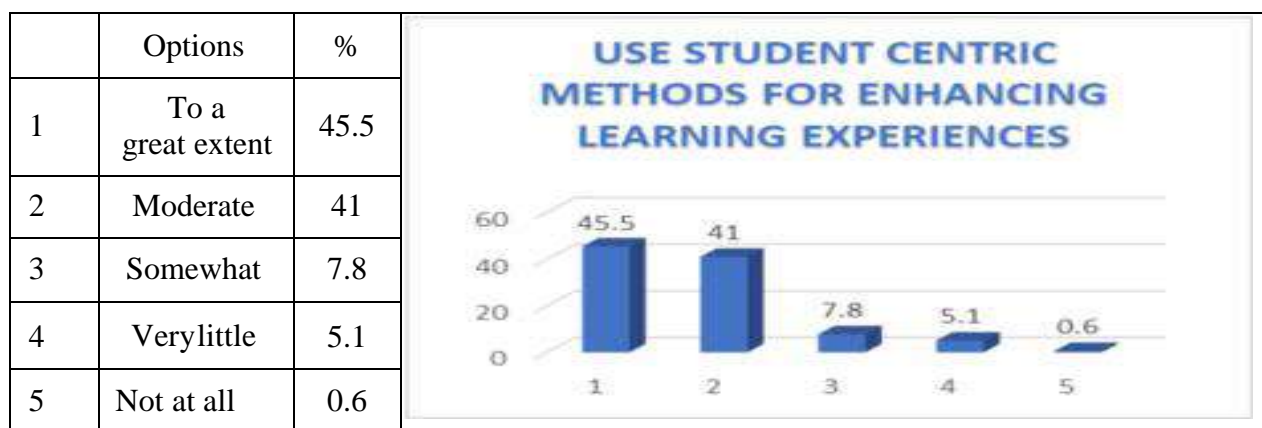
15. The institution makes effort to engage students in the monitoring, review and continuous quality improvement of the teaching learning process.

More than 82% students are satisfied with the institutional efforts in the monitoring, review and continuous quality improvement of the teaching learning process to access their capacity to learn the course. Nearly 18% students are not so happy with the efforts.



16. The institute/ teachers use student centric methods, such as experiential learning, participative learning and problem-solving methodologies for enhancing learning experiences.

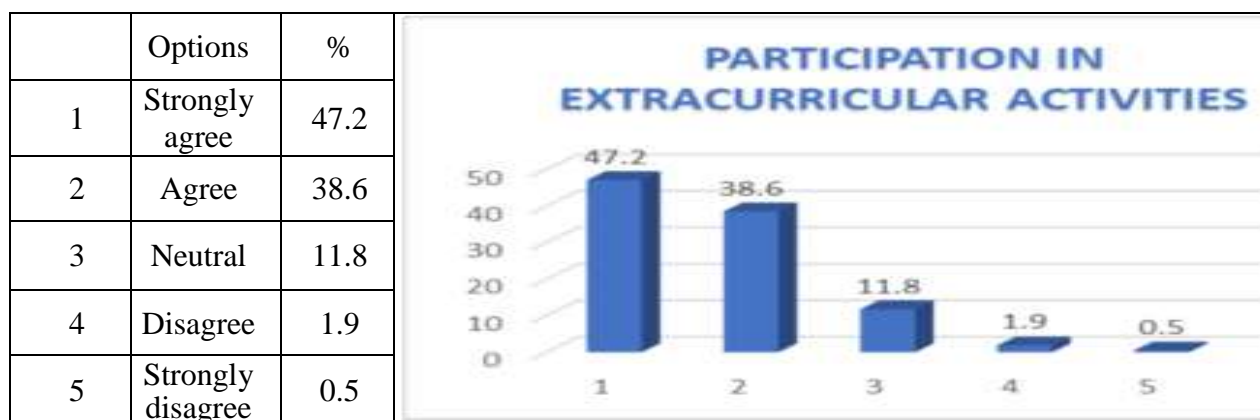
About 45% students notably feel that the institute/ teachers use student centric methods to improve the participation of each learner in the learning process and to enhance the outcome the learning process. Whereas 41% students feel so moderately. Further improvement in this direction can be made.





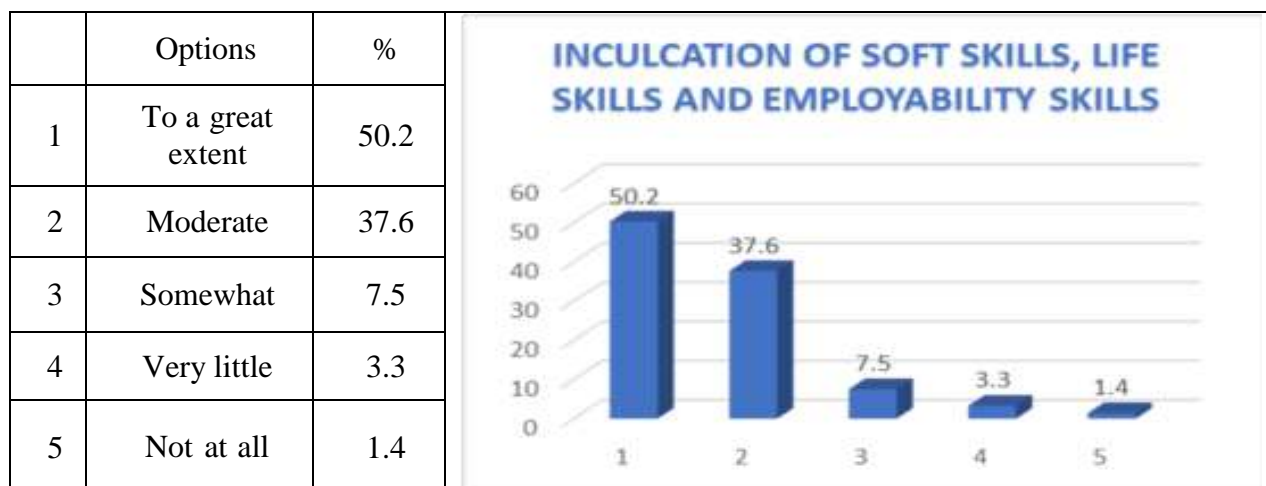
17. Teachers encourage you to participate in extracurricular activities

About 85% students opine that teachers encourage them to take part in extracurricular activities or non- academic learning which help them boost academic performance, social skills etc.



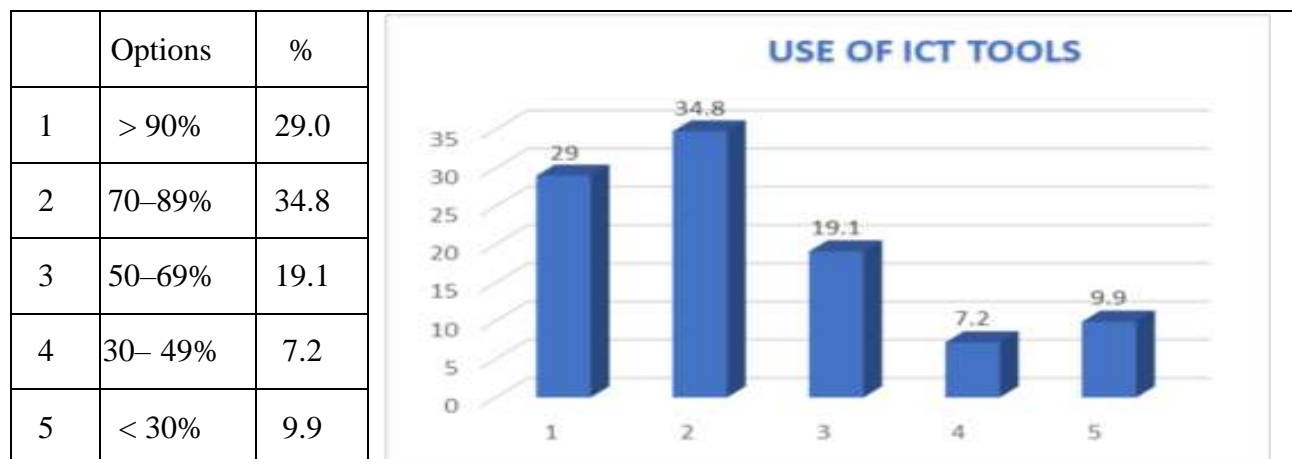
18. Efforts are made by the institute/ teachers to inculcate soft skills, life skills and employability skills to make you ready for the world of work

About half of the students feel that teacher/ institute takes necessary steps to inculcate soft skills, life skills and employability skills to make them impactful employee in future. Whereas 37.6% students feel that such efforts are moderate. So, there is a lot of scope of improvement in this direction.





19. What percentage of teachers use ICT tools such as LCD projector, Multimedia, etc. while teaching? According to the survey, about 84% students ensure the extensive and effective use of ICT based tools by the teachers in the teaching learning process along with usual chalk-duster method and lecture method.



20. The overall quality of teaching-learning process in your institute is very good. More than 86% students are highly satisfied with the overall quality of teaching-learning process in your institute. Still there is a scope of betterment.





Few important suggestions from the students:

- Feedback collection can be carried out regularly.
- More stress should be given on interactive as well as collaborative learning.
- Institution should conduct more vocational and professional courses.
- Necessary steps may be taken for the development of games and sports.
- Bigger class rooms with ICT tools may be arranged.
- More interaction with teachers are needed for overall growth.

Action taken report:

1. Feedback collection is a regular procedure, which is then analysed necessary actions taken.
 2. Collaborative seminars and workshops are conducted.
 3. Experiential-learning is a part of teaching learning process.
 4. Sports sub-committee takes necessary action to involve the students in sports related activities.
 5. Space constraints are being addressed to by the college authority subject to the limitations.
-