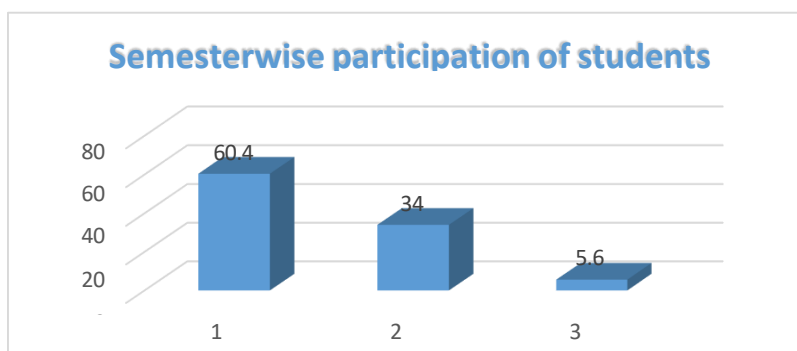


Vidyasagar Metropolitan College
Students' feedback report 2022-23

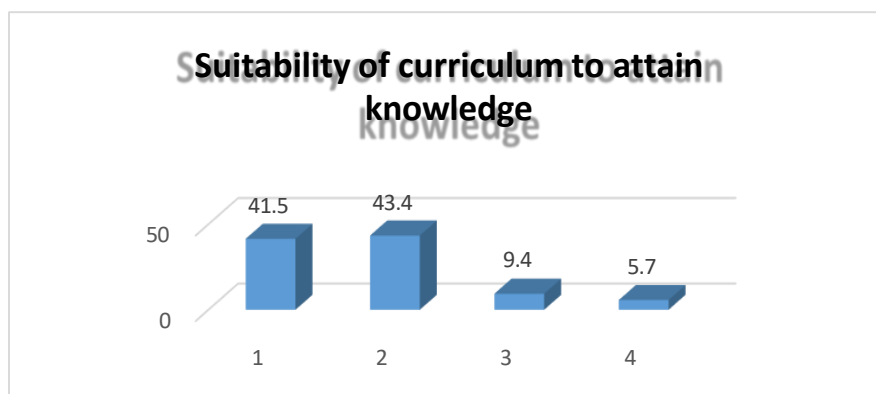
Students of different semesters and courses responded to the feedback collection process during the academic session 2022- 2023.

Semester	%
I and II	60.4
III and IV	34
V and VI	5.6



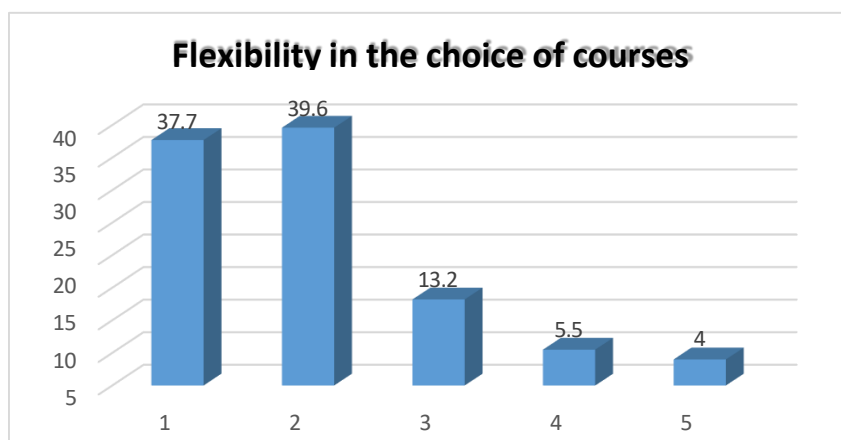
- The responses reveal that nearly 85% students feel that the current curriculum (CBCS/ CCF) is very effective to attain knowledge. But rest of the students have some doubts in this regard.

	%
4	41.5
3	43.4
2	9.4
1	5.7
0	-



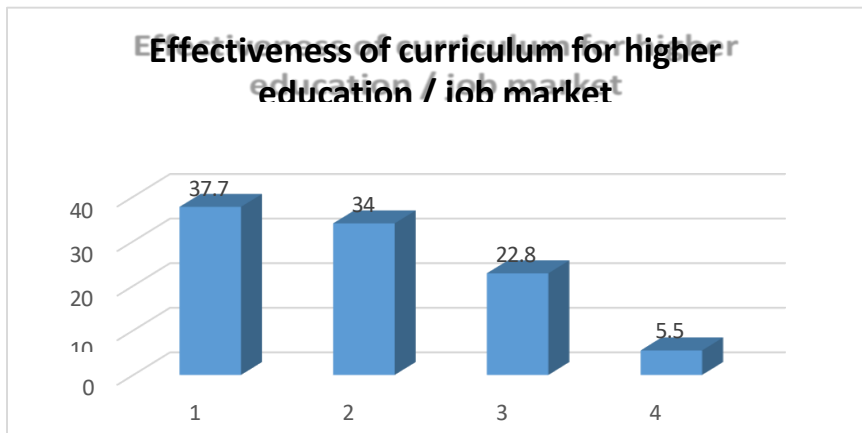
- More than 77% students opine that institution offers adequate flexibility in the choice of courses at the time of admission. Remaining students want more flexibility in this issue and the institution may introduce more courses to meet their demands.

	%
4	37.7
3	39.6
2	13.2
1	5.5
0	4



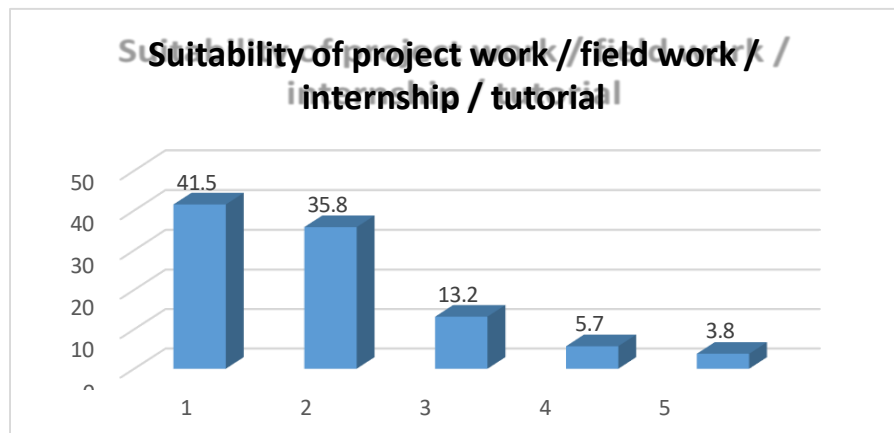
3. More than 71% students feel that the present curriculum is so designed that it leads them to the path of progression in higher education as well as in job market after completion of course. But rest of the students are not so happy about the curriculum in this regard.

	%
4	37.7
3	34
2	22.8
1	5.5
0	-



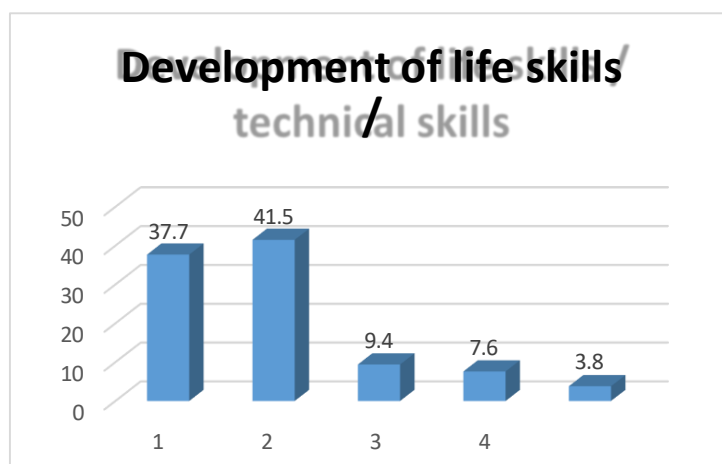
4. More than 77% students are of opinion that the project work / field work / internship / tutorial as prescribed in curriculum are helpful to understand the subject in a better way.

	%
4	41.5
3	35.8
2	13.2
1	5.7
0	3.8



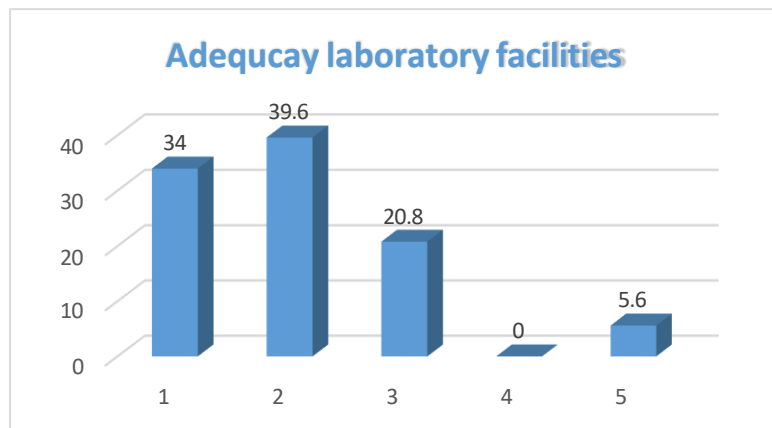
5. The responses show that around 80% students are satisfied with the way the current curriculum instills the aspects of Life skill / technical skills in students. While nearly 20% students feel the current curriculum need to be redesigned to develop such skills in more fruitful way.

	%
4	37.7
3	41.5
2	9.4
1	7.6
0	3.8



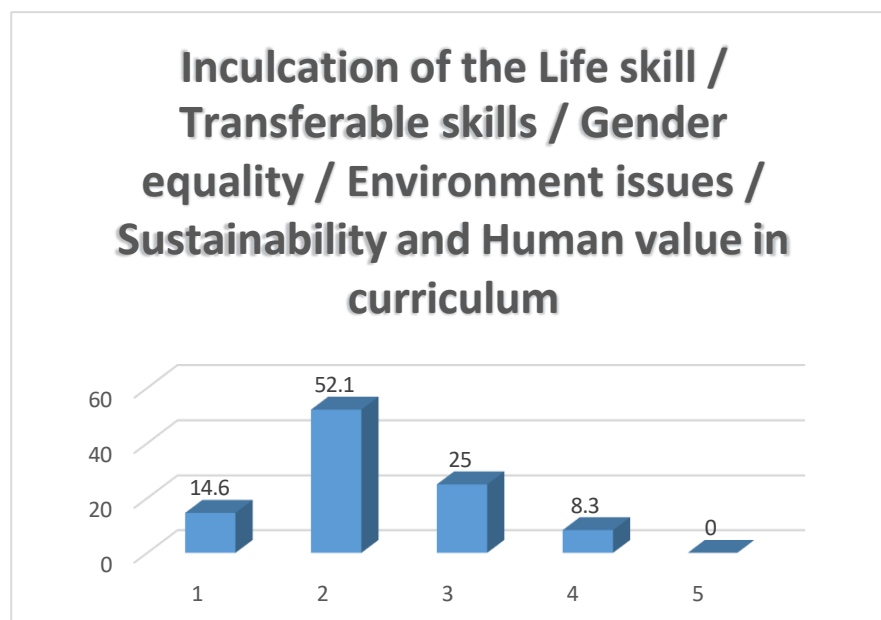
6. Around 74% students think that the laboratory facilities were adequately incorporated in order to impart hands-on skills for a better understanding of the course and nearly 21% students are indecisive in this issue. For 5.6% students belonging to non-laboratory based courses, this criterion is not applicable.

		%
4	Excellent	34
3	Good	39.6
2	Average	20.8
1	Poor	0
0	Not applicable	5.6



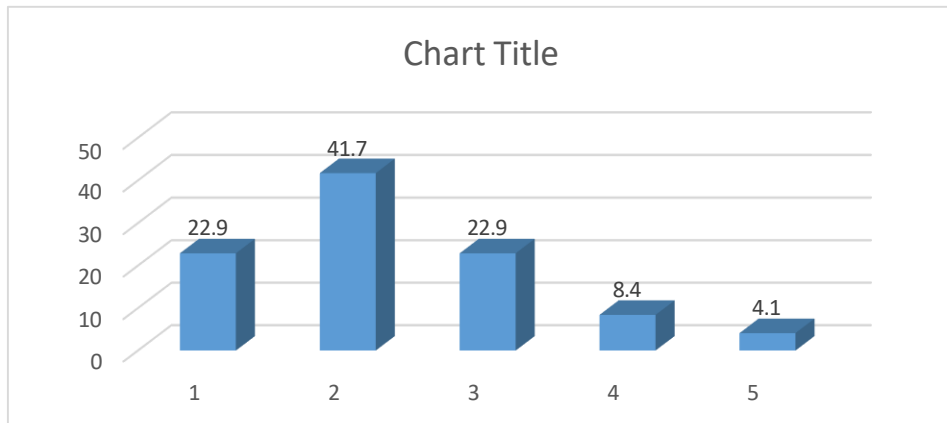
7. The responses reveal that more than 66% students feel that the current curriculum covers the aspects of Life skill / Transferable skills / Gender equality / Environment issues / Sustainability and Human values to good extent. But 25% students are indecisive and 8.3% students in favour to revamp the curriculum in this regard.

	%
4	14.6
3	52.1
2	25
1	8.3
0	0



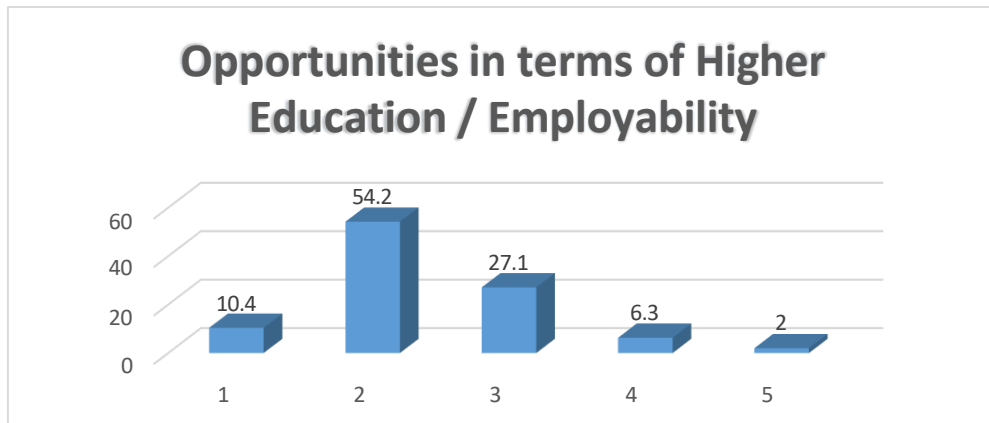
8. The feedback reveals that more than 64% students are happy with the way the aspects such as Fundamental duties / National integration / peace / Love to encourage students towards National Development are incorporated in the courses / subjects in the syllabus cover. Whereas around 31% students are not so happy and around 4% students feel that the courses / subjects miserably fail to cover such aspects.

	%
4	22.9
3	41.7
2	22.9
1	8.4
0	4.1



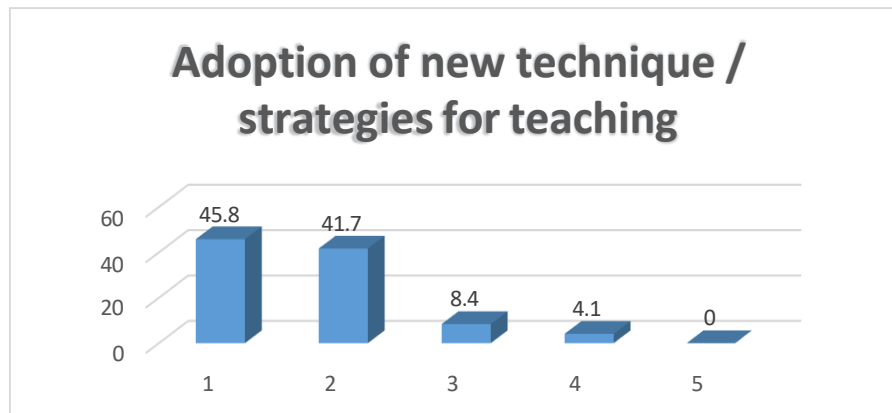
9. more than 64% students opine that the current curriculum offers a variety of opportunities in terms of Higher Education / Employability such as jobs, service and Entrepreneurial Attitude. More than 27% students are indecisive in this regard whereas 6.3% students feel they deserve more opportunities.

	%
4	10.4
3	54.2
2	27.1
1	6.3
0	2



10. More than 87% students opine that the teachers enjoy the freedom to adopt new technique / strategies of teaching such as seminar presentation, group discussions, use of ICT tools, exhibitions and learners' participation along with the usual chalk-duster method, lecture method etc. but 4.1% students expect more such new technique / strategies to be adopted by the teachers.

	%
4	45.8
3	41.7
2	8.4
1	4.1
0	0



Suggestions from students

- ICT based teaching-learning process should be followed.
- Student Excursions should be conducted more frequently.
- More copies of important books for different courses and books suitable for competitive examinations should be kept in library.
- The syllabus should be more practical oriented.

Action taken report:

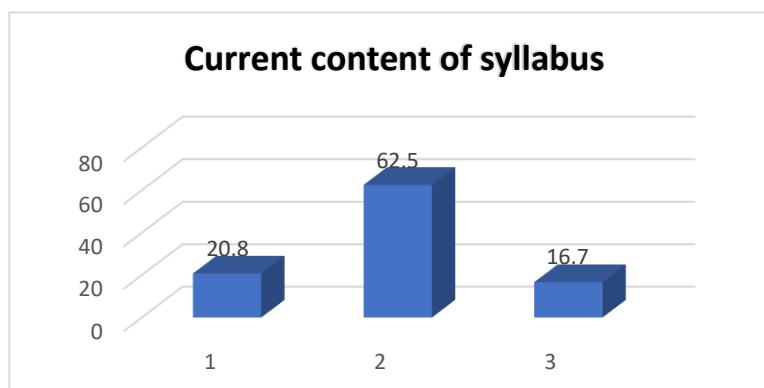
1. Internet connection has been upgraded.
 2. Students are being taught through experiential learning.
 3. Books are being purchased in the library. Additionally NList connections are being enhanced.
-

VIDYASAGAR METROPOLITAN COLLEGE

Report on Faculty feedback, 2022 – 23

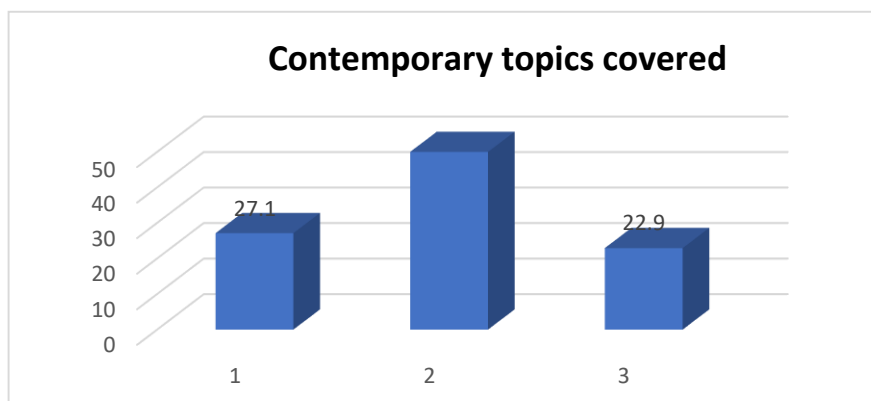
1. The responses show that more than 83% teachers feel that the current content of the syllabus (CBCS/ CCF) is fulfilling the need of the current challenges in academics. But rest of the teachers have some doubts in this regard.

	%
4	20.8
3	62.5
2	16.7
1	-
0	-



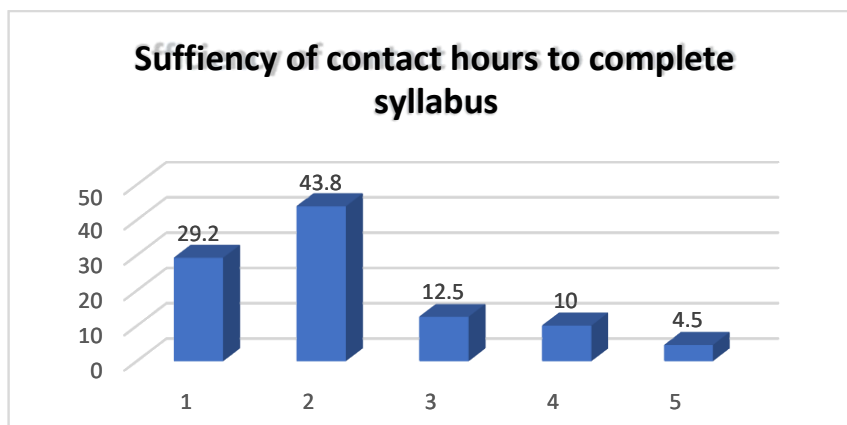
2. According to 77% teachers feel that the current curriculum adequately covers contemporary topics / global issues / research related to emerging global and national trends. Whereas 27% teachers are not so hopeful about the adequacy of the current curriculum in this issue.

	%
4	27.1
3	50
2	22.9
1	-
0	-



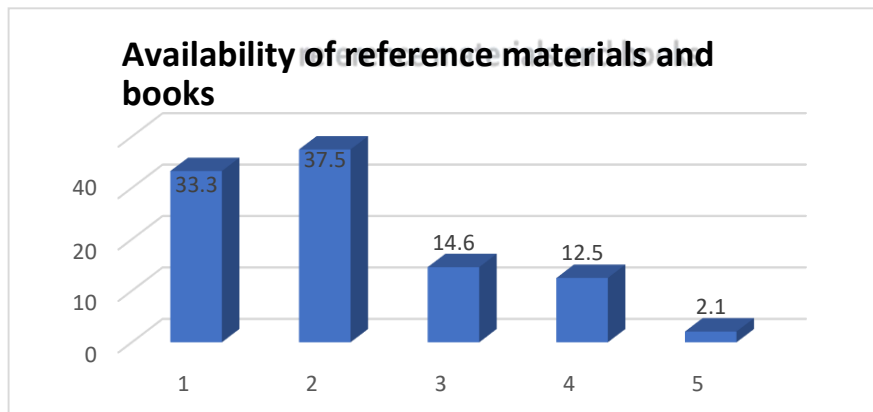
3. 73% teachers feel that the contact hours mentioned in the syllabus are sufficient to complete of syllabus of each course. The rest of the teachers is in favour of more contact hours.

	%
4	29.2
3	43.8
2	12.5
1	10
0	4.5



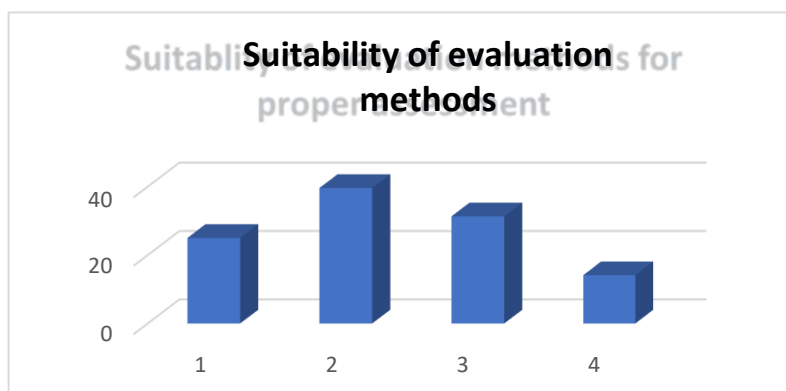
4. The teachers are divided over the issue of availability of sufficient reference materials and books for the topics mentioned in the curriculum.

	%
4	33.3
3	37.5
2	14.6
1	12.5
0	2.1



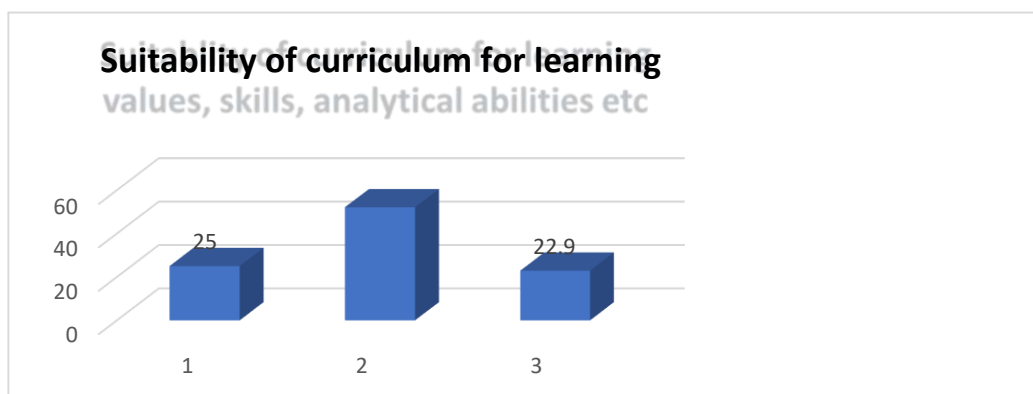
5. As revealed in the feedback the teachers differ in their opinions over the evaluation methods mentioned in the syllabus for proper assessment of the students. Around 65 teachers are satisfied with the current the evaluation methods whereas the other 35% teachers feel the need of more effective evaluation methods.

	%
4	25
3	39.6
2	31.3
1	4.1
0	-



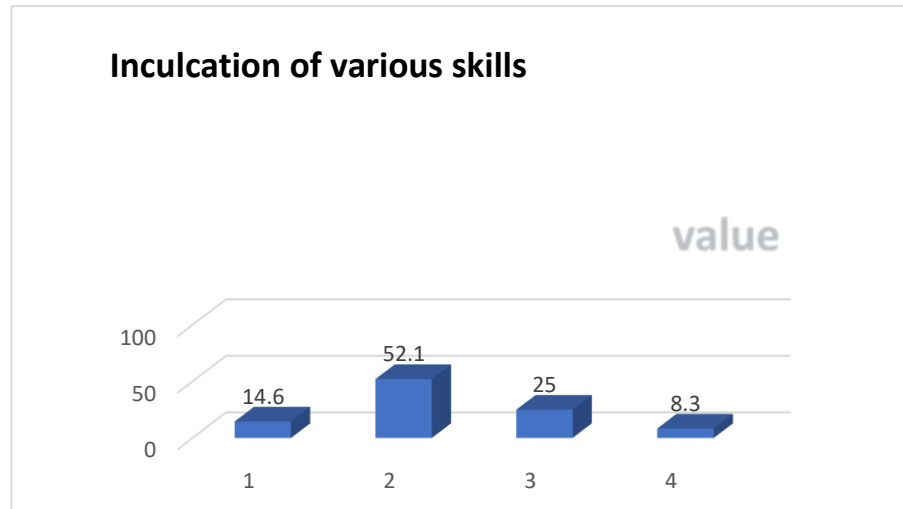
6. Around 77% teachers opine that the current curriculum meets the expectations in terms of learning values, skills, knowledge, analytical abilities, applicability and practical orientation in real life situations. Remaining 27% teachers think the need of some modifications of the current curriculum in this regard.

	%
4	25
3	52.1
2	22.9
1	-
0	-



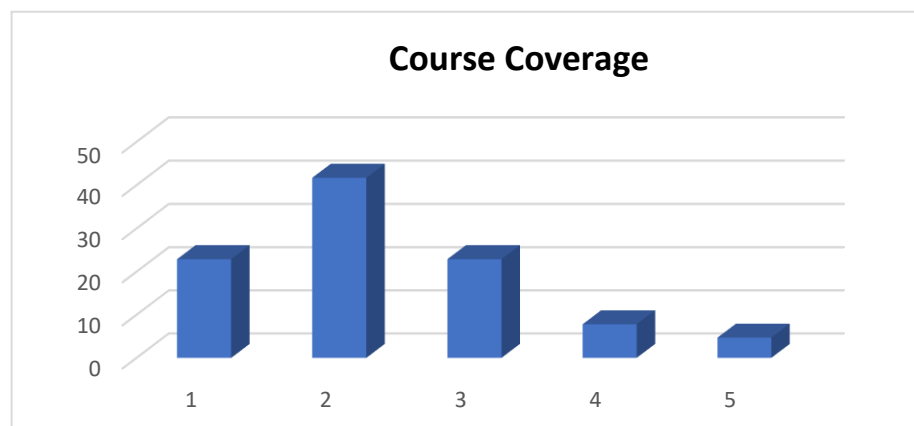
7. The responses show that more than 66% teachers feel that the current curriculum instills of the aspects of Life skill / Transferable skills / Gender equality / Environment issues / Sustainability and Human values in students. While 8.3% teachers are in favour to revamp the curriculum in this regard.

	%
4	14.6
3	52.1
2	25
1	8.3
0	-



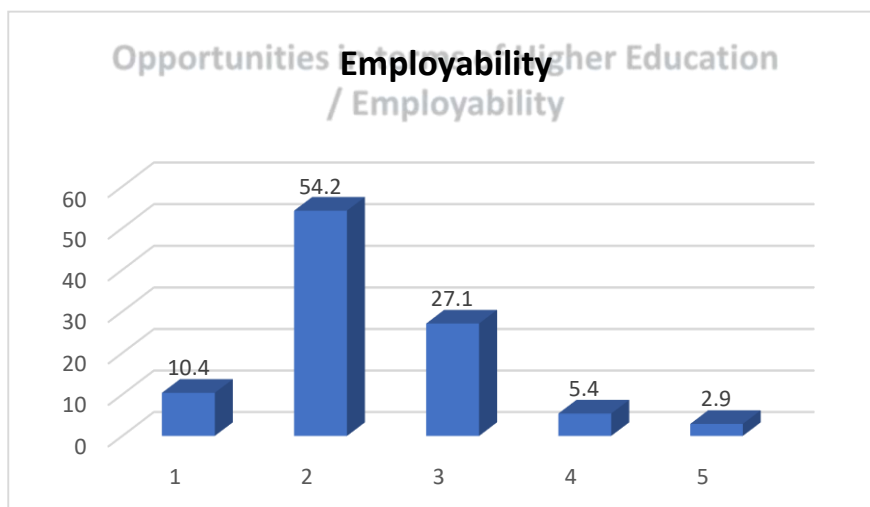
8. The feedback reveals that more than 64% teachers are happy with the way the courses / subjects in the syllabus cover the aspects such as Fundamental duties / National integration / peace / Love to encourage students towards National Development. Whereas around 30% teachers are not so happy and around 5% teachers feel that the courses / subjects in the syllabus miserably fail to cover such aspects.

	%
4	22.9
3	41.7
2	22.9
1	7.8
0	4.7



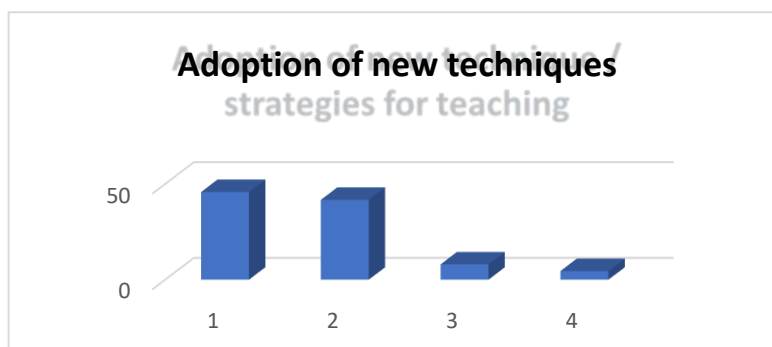
9. Nearly 64% teachers are satisfied with the way the current curriculum tries to build the opportunities in terms of Higher Education / Employability such as jobs, service and Entrepreneurial Attitude amongst the students. On the other hand, around 32% teachers do think some changes in the curriculum in this regard are need of the hour. Around 3% teachers feel there is no such opportunities at all in the present curriculum.

	%
4	10.4
3	54.2
2	27.1
1	5.4
0	2.9



10. More than 86% teachers feel that they enjoy the freedom to adopt new technique / strategies of teaching such as seminar presentation, group discussions, use of ICT tools, exhibitions and learners' participation along with the usual chalk-duster method, lecture method etc.

	%
4	45.8
3	41.7
2	8
1	4.5
0	-



Few important suggestions from the teachers

- ✓ More reference books according to the NEP Syllabus and books specially written in Bengali for the students of general courses should be there in library.
- ✓ More practical applications and methodological approaches may be used to demonstrate the topics mentioned in the syllabus.
- ✓ Better teaching props and facilities for better student-teacher interactive sessions and more involvement of students in subject related field work are needed.
- ✓ Expansion and upgradation of computer lab, introduction of smart classrooms, and improvement of internet facility in college premises and expansion of library should be carried out on priority basis.

Action taken report:

1. Books worth Rs 58,000 have been purchased during the year.
 2. Experiential learning is being used by various departments as an effective tool.
 3. Expenditures on infrastructure is being made to upgrade the same.
-

1
YEAR
ANNIVERSARY

CONGRATULATIONS!
WE ARE PROUD OF
YOUR ACHIEVEMENT

**Ace of
Capgemini**

Celebrating Longevity



Capgemini 

CERTIFICATE **OF APPRECIATION**

is proudly presented to

Priti Yadav

In recognition of your **1 year** of valuable service at Capgemini.

#GetTheFutureYouWant

Awarded on 27 December
2023

Aarti Srivastava

CHRO - India, Capgemini

Ashwin Yardi

CEO - India, Capgemini

1
YEAR
ANNIVERSARY

CONGRATULATIONS!
WE ARE PROUD OF
YOUR ACHIEVEMENT

Ace of
Capgemini

Celebrating Longevity



Capgemini 

CERTIFICATE **OF APPRECIATION**

is proudly presented to

Sayanak Bose

In recognition of your **1 year** of valuable service at Capgemini.

#GetTheFutureYouWant

Awarded on 27 December
2023

Aarti Srivastava

CHRO - India, Capgemini

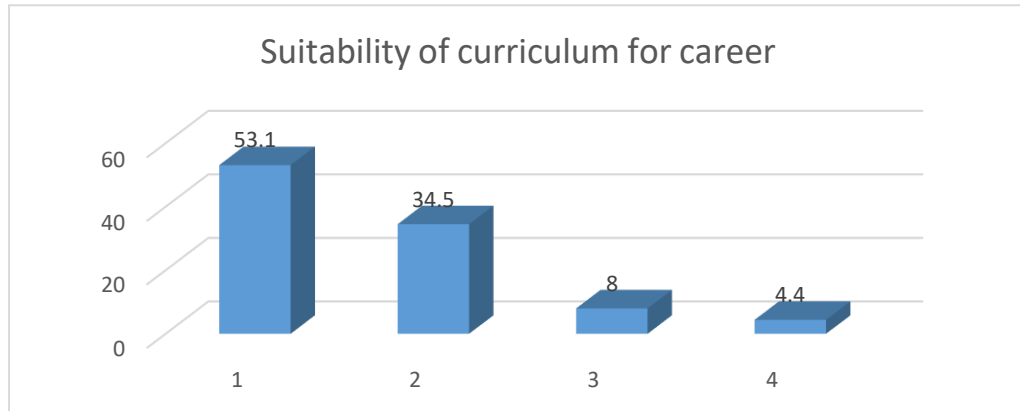
Ashwin Yardi

CEO - India, Capgemini

Vidyasagar Metropolitan College
Alumni feedback report for 2022 – 23

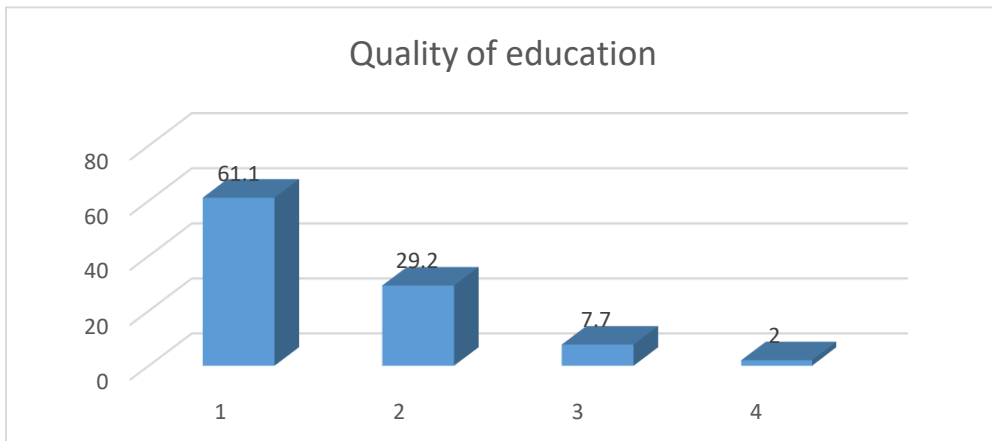
1. More than 87 % alumni feel that the curriculum taught in the college was very helpful to acquire the prerequisite and basic knowledge required for the career development.

	%
4	53.1
3	34.5
2	8
1	4.4
0	-



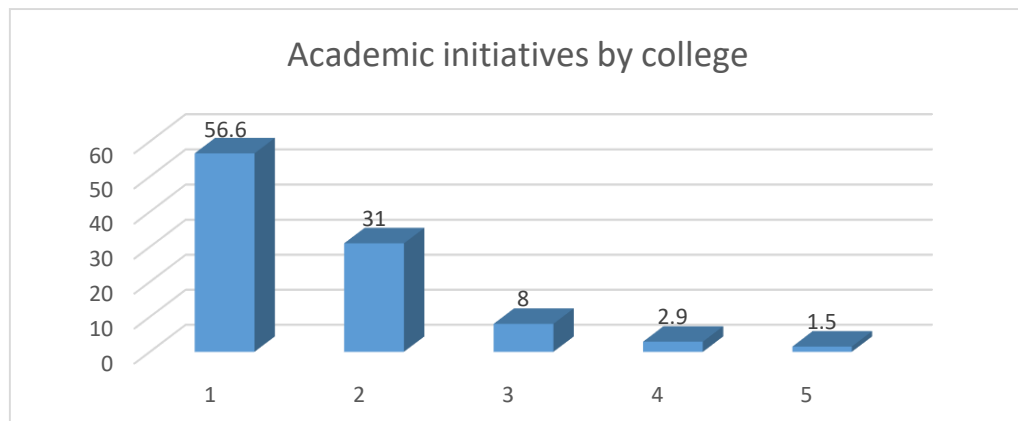
2. More than 90% are satisfied with the quality of education which is an essential key to real learning and human development.

	%
4	61.1
3	29.2
2	7.7
1	2.0
0	-



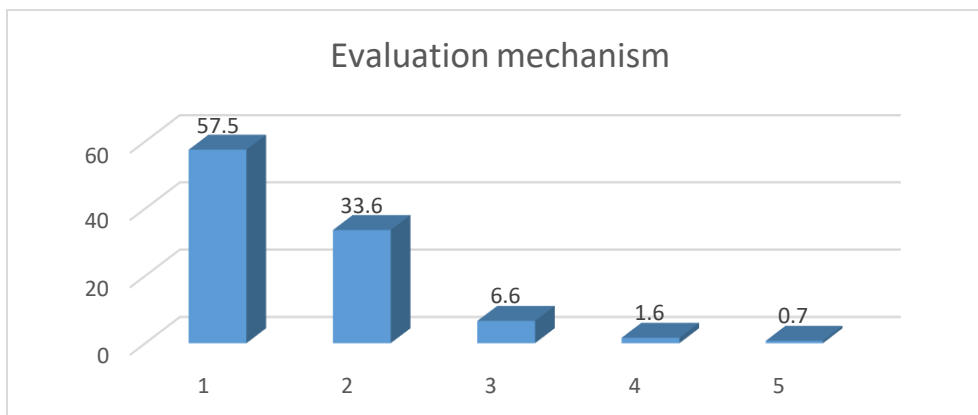
3. Nearly 87% alumni think that the academic initiatives like seminar, workshop, training etc. taken by the institution are very fruitful in enhancing their ability in academic as well as non-academic activities.

	%
4	56.6
3	31
2	8
1	2.9
0	1.5



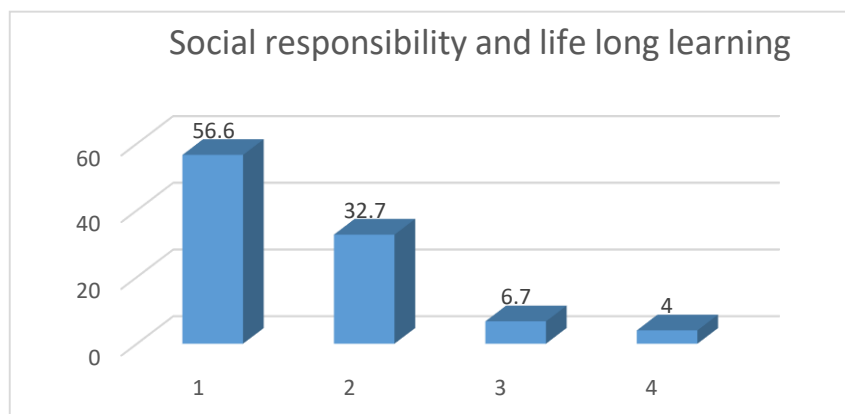
4. More than 91 % alumni are happy with the fairness of the evaluation system of the college.

	%
4	57.5
3	33.6
2	7.1
1	2
0	.7



5. More than 89% alumni opine that the curriculum is conducive to promote social responsibility and lifelong learning necessary for improving knowledge, skills and competences.

	%
4	56.6
3	32.7
2	6.7
1	4
0	-



Suggestions from alumni :

- ❖ Teaching methods and laboratory facilities can be upgraded.
- ❖ Extra classes for competitive examination on general knowledge can be arranged.
- ❖ More workshops, hands on training and internships can be conducted.
- ❖ More interactive teaching-learning process and ICT enabled teaching method should be implemented.

Action taken:

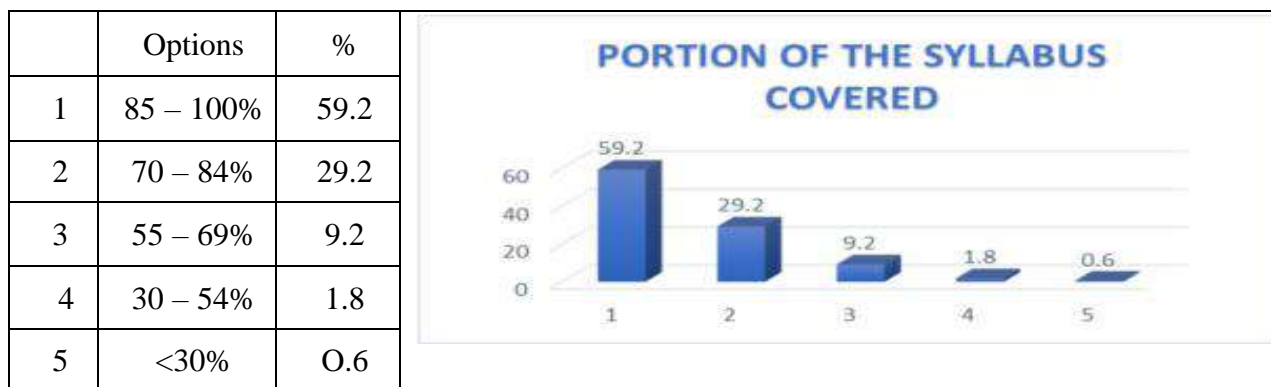
1. The following expenditures have been made to upgrade infrastructural facilities
 Expenditure on academic facilities: Rs 20.77 lakh
 Expenditure on maintenance of academic facilities: Rs 20.59 lakh
 Expenditure on physical facilities: Rs 45.91 lakhs
 Expenditure on maintenance of physical facilities: Rs 33.19 lakh
2. Memorandums of Understanding have been entered into with organization to provide guidance on competitive examinations
3. Workshops are being organized by the departments and subcommittees.
4. Smart classroom and ICT enabled classrooms have been built.

Vidyasagar Metropolitan College
Students' Satisfaction Survey 2022-23

466 students of which 59% were male students and the rest female students took part in this survey and submitted their valuable feedback regarding the different aspects of the teaching-learning process of the college.

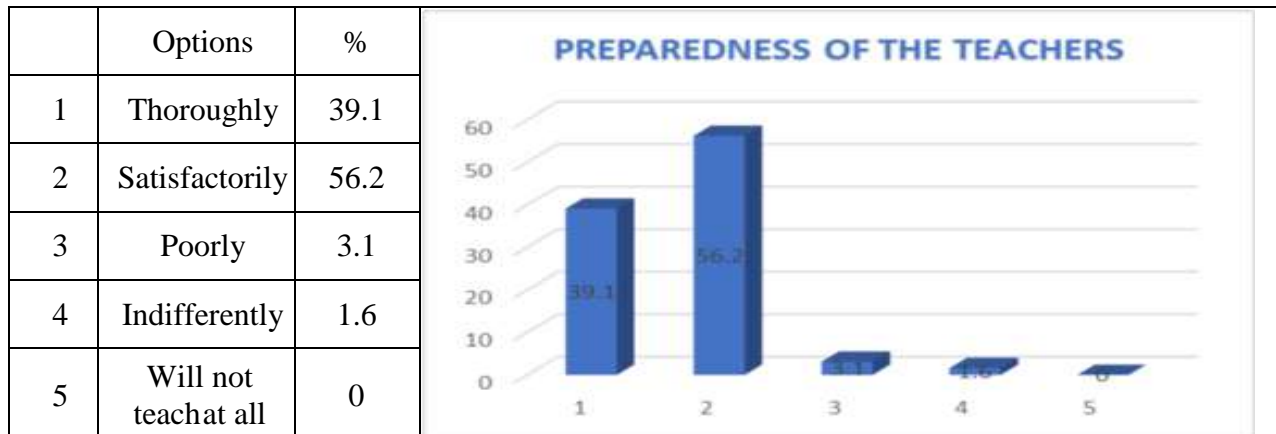
1. How much of the syllabus was covered in the class?

Around 90% students participated in the survey replied that major portion of the syllabus is taught in the class enabling the students to have comprehensive overview of the aims and objectives of the course, learning outcomes and assessment strategies.



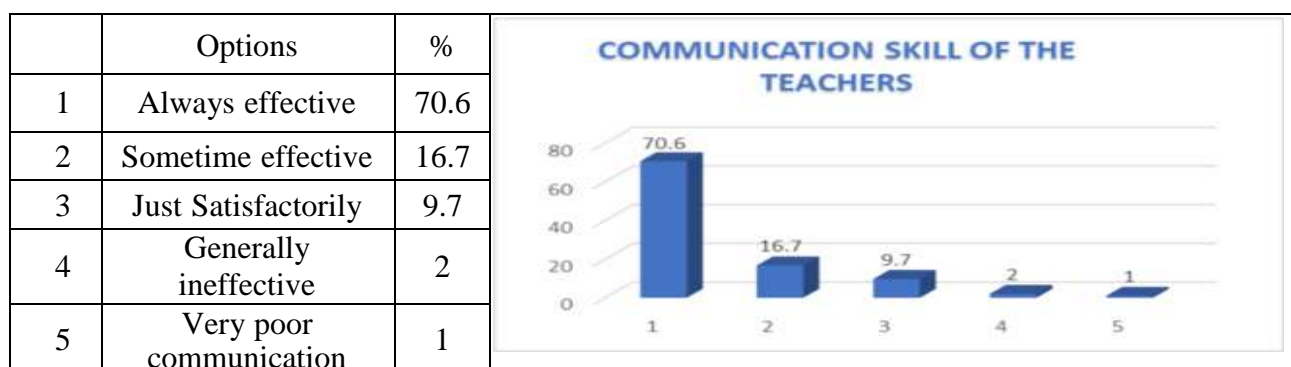
2. How well did the teachers prepare for the classes?

More than 95% students opine that the teachers come to the class getting well prepared. They identify the learning objective, plan the specific learning activities, and present the lessons in an engaging and meaningful manner. It is a reflection of the dedication of the teachers towards teaching.



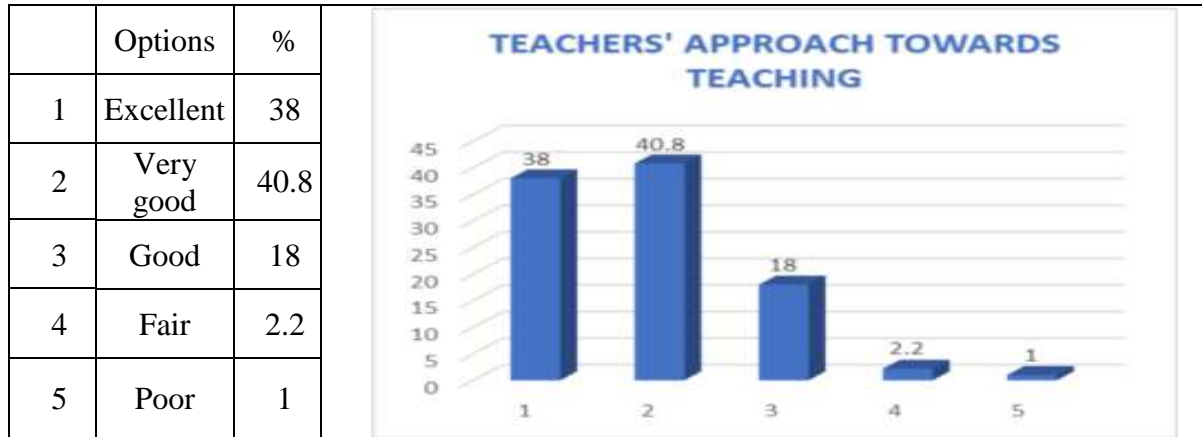
3. How well were the teachers able to communicate?

95% students are satisfied with the teachers' communication skills that are essential for a positive learning environment and a strong relationship with students and parents.



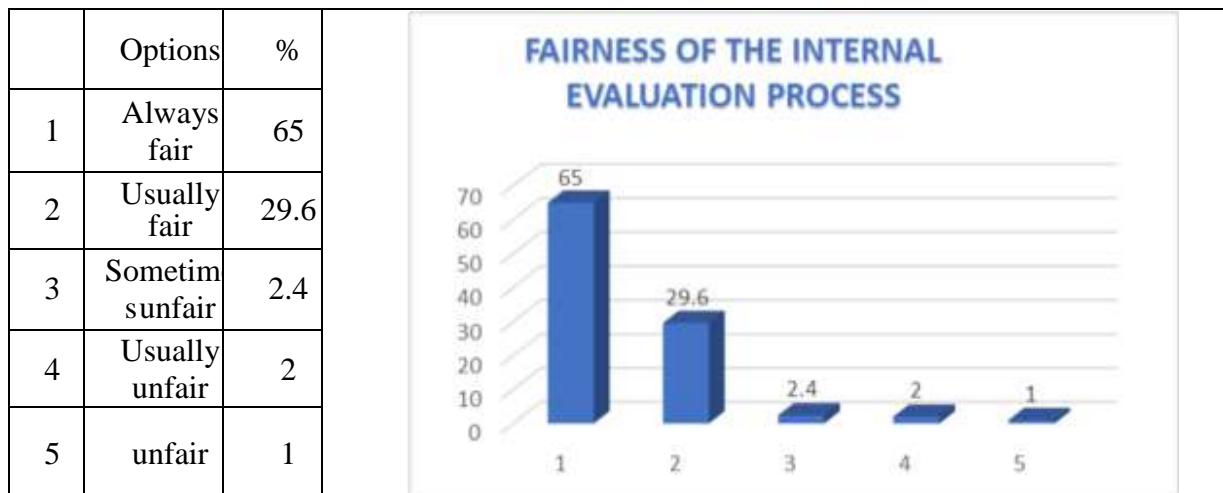
4. The teachers' approach to teaching can best be described as

More than 96% students are satisfied with the way of teaching they experience in the class.



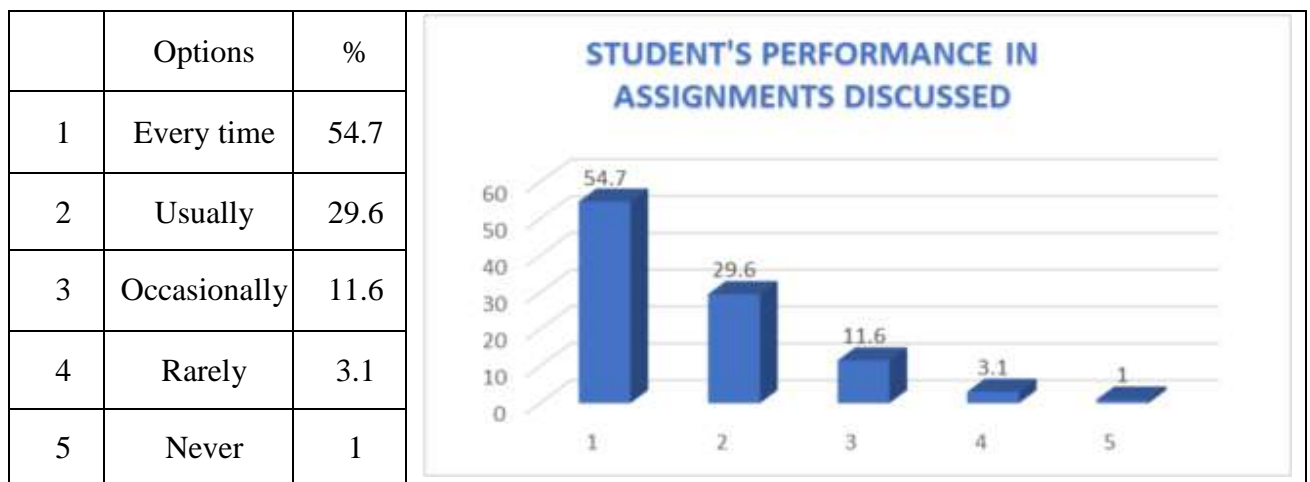
5. Fairness of the internal evaluation process by the teachers

Around 95% students highlight the fairness of the internal evaluation process that helps the students to self- analyse their learning and make proper adjustments for end semester examination.



6. Was your performance in assignments discussed with you?

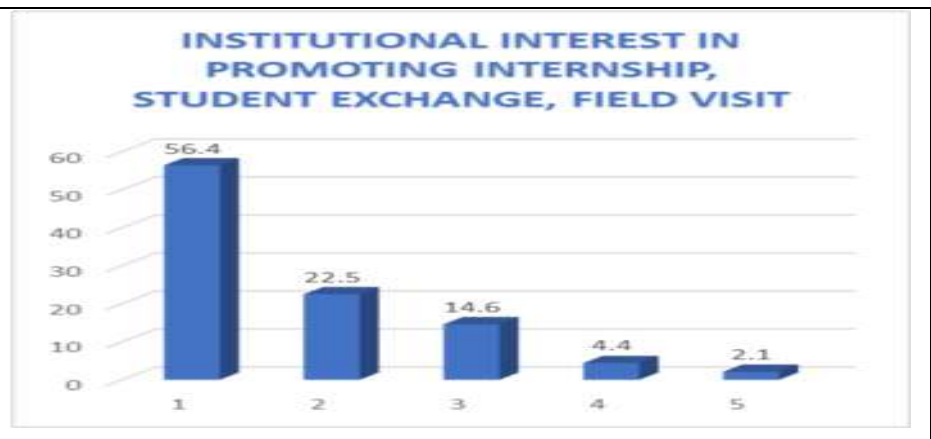
85% students are of opinion that teachers discuss their performance in assignment elaborately.



7. The institute takes active interest in promoting internship, student exchange, field visit opportunities for students.

Around 79 % students are happy with the initiative that the institution takes in promoting internship, student exchange and field visit.

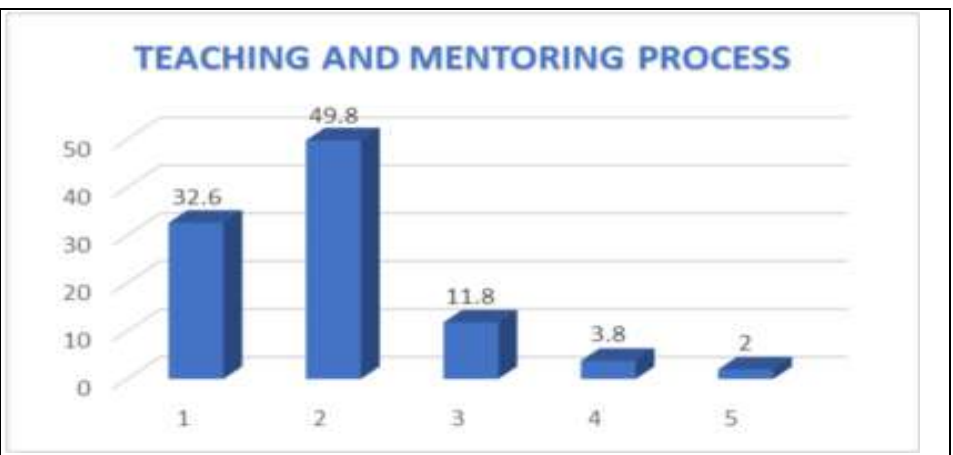
	Options	%
1	Regularly	56.4
2	Often	22.5
3	Sometimes	14.6
4	Rarely	4.4
5	Never	2.1



8. The teaching and mentoring process in your institution facilitates you in cognitive, social and emotional growth.

Around 82% students are satisfied with the teaching and mentoring process they undergo in the institution for their cognitive, social and emotional growth. So, there is a scope of improvement.

	Options	%
1	Significantly	32.6
2	Very well	49.8
3	Moderately	11.8
4	Marginally	3.8
5	Not at all	2



9. The institution provides multiple opportunities to learn and grow.

More than 86% are happy with the opportunities they get in the institution in terms of vocational training, employability training to grow in a better way for future.

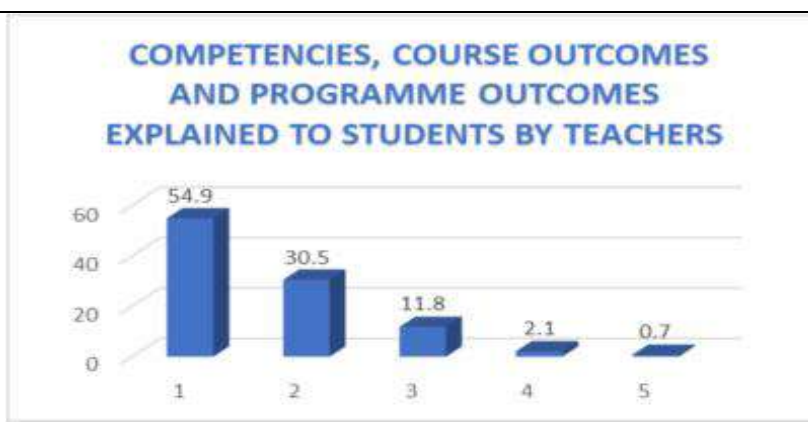
	Options	%
1	Strongly agree	36.7
2	Agree	50
3	Neutral	11.8
4	Disagree	1.2
5	Strongly disagree	0.3



10. Teachers inform you about your expected competencies, course outcomes and programme outcomes.

More than 85% students opine that teachers inform them their competencies, course outcomes and programme outcomes in details. This help them understand the course in a more effective way.

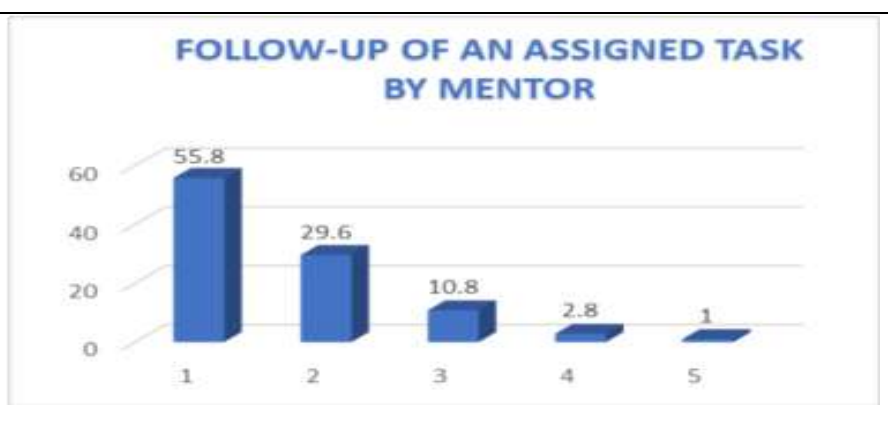
	Options	%
1	Every time	54.9
2	Usually	30.5
3	Occasionally	11.8
4	Rarely	2.1
5	Never	0.7



11. Your mentor does a necessary follow-up with an assigned task to you

More than 85% students are happy with the way mentors do regular follow-up of their academic, mental and social growth. Remaining 15% students feel differently. So improvement can be made in this direction.

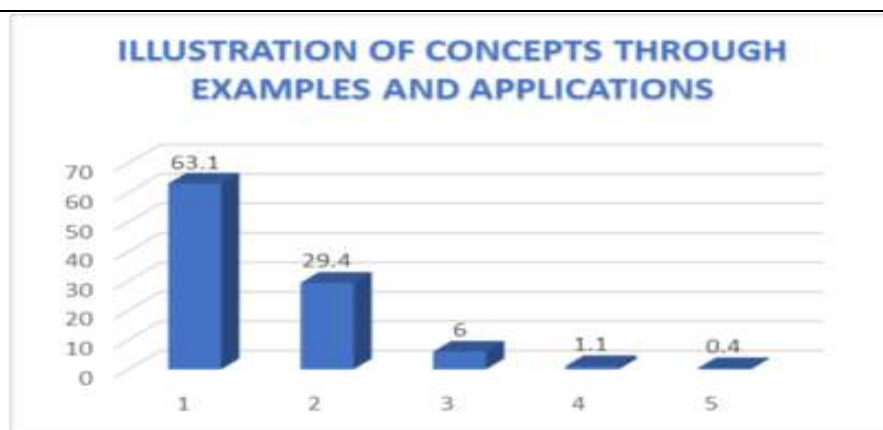
	Options	%
1	Every time	55.8
2	Usually	29.6
3	Occasionally	10.8
4	Rarely	2.8
5	I do not have mentor	1.0



12. The teachers illustrate the concepts through examples and applications

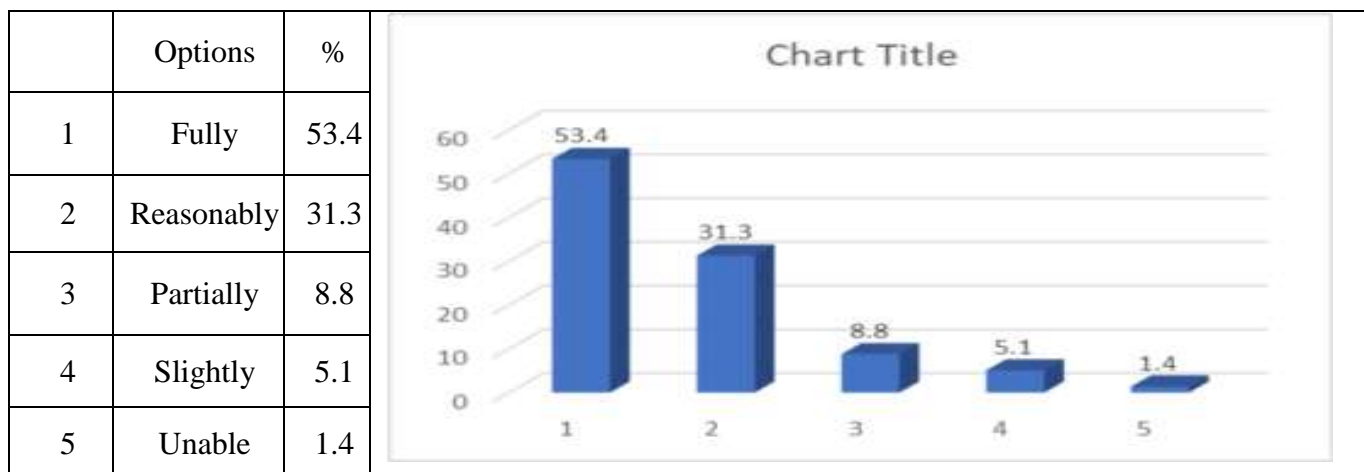
More than 92% students are satisfied with the fruitful way the teachers help them understand the different concepts of the course by the help of examples and applications.

	Options	%
1	Every time	63.1
2	Usually	29.4
3	Occasionally	6
4	Rarely	1.1
5	Never	0.4



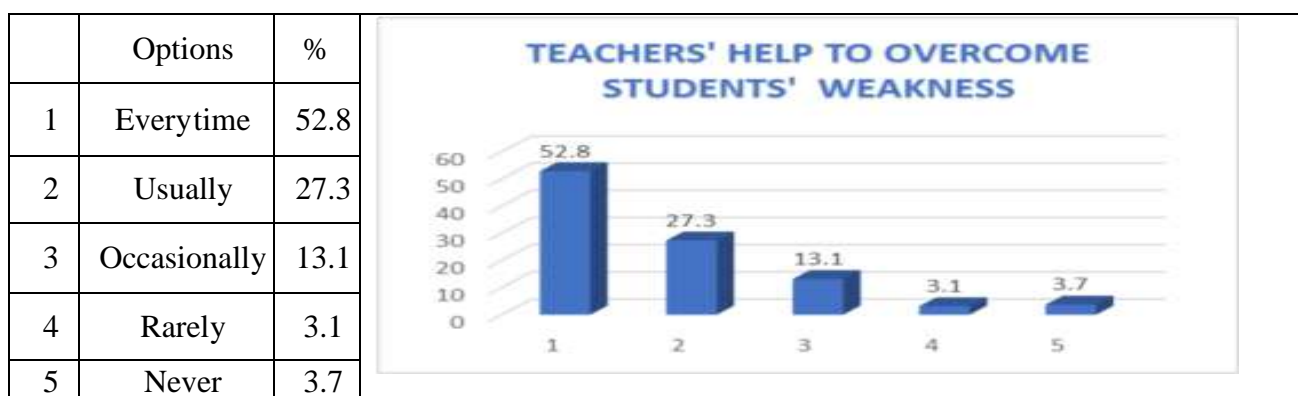
13. The teachers identify your strengths and encourage you with providing right level of challenges

Around 85% student are happy with the way teachers point out their strengths and encourage them with providing right level of challenges so that they can excel in academic as well as non-academic learning in future. Rest of the students feel differently. So, there is a scope of betterment.



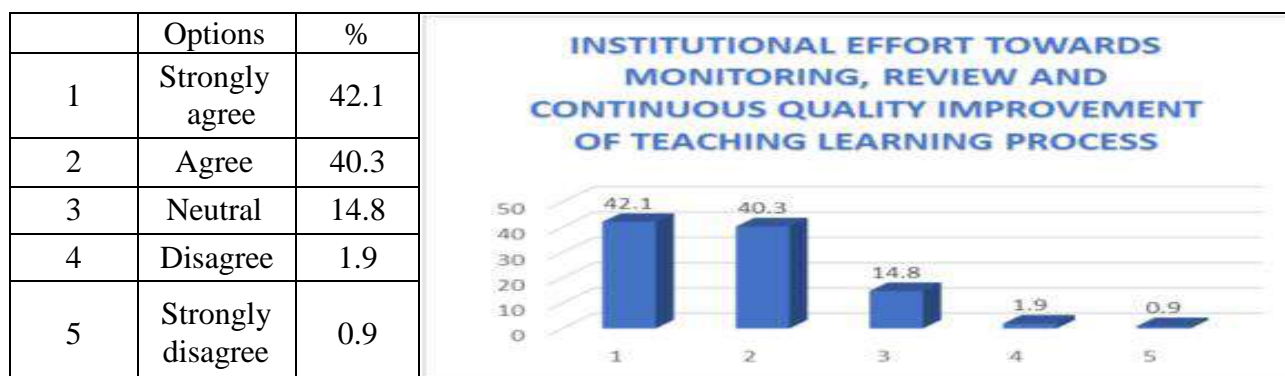
14. Teachers are able to identify your weaknesses and help you to overcome them.

According to the survey, around 80% students opine that teachers are competent enough to find out their weaknesses by properly observing and interacting them and help them overcome the weaknesses. Rest of the students feel differently. So, steps can be taken to better the situation.



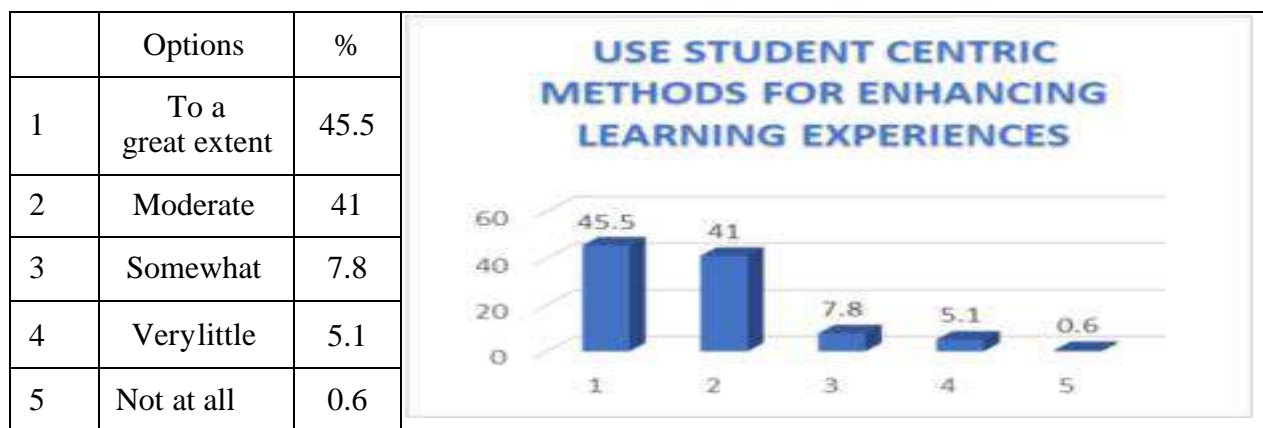
15. The institution makes effort to engage students in the monitoring, review and continuous quality improvement of the teaching learning process.

More than 82% students are satisfied with the institutional efforts in the monitoring, review and continuous quality improvement of the teaching learning process to access their capacity to learn the course. Nearly 18% students are not so happy with the efforts.



16. The institute/ teachers use student centric methods, such as experiential learning, participative learning and problem-solving methodologies for enhancing learning experiences.

About 45% students notably feel that the institute/ teachers use student centric methods to improve the participation of each learner in the learning process and to enhance the outcome the learning process. Whereas 41% students feel so moderately. Further improvement in this direction can be made.



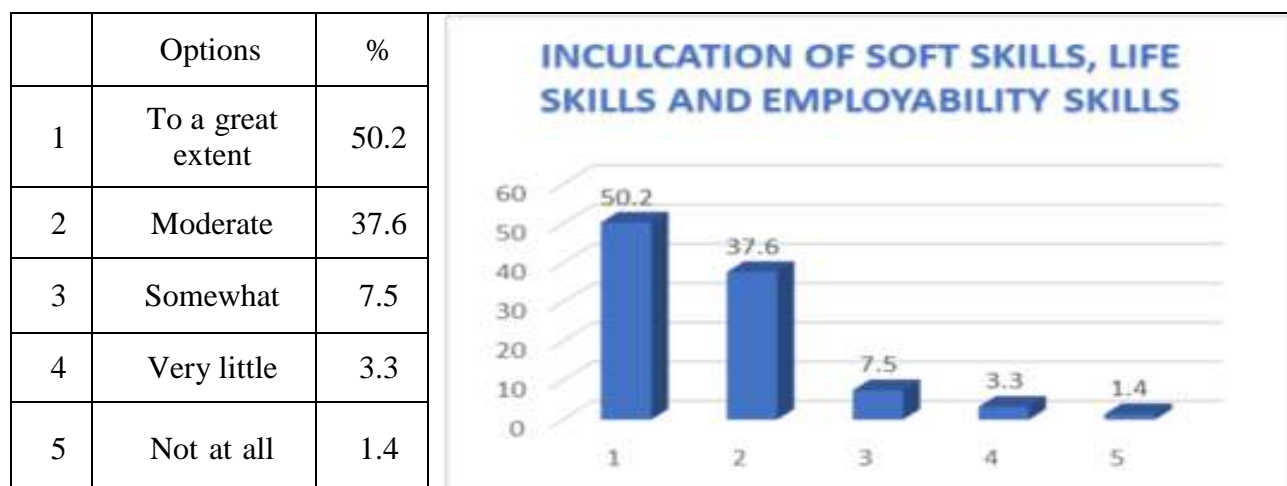
17. Teachers encourage you to participate in extracurricular activities

About 85% students opine that teachers encourage them to take part in extracurricular activities or non- academic learning which help them boost academic performance, social skills etc.

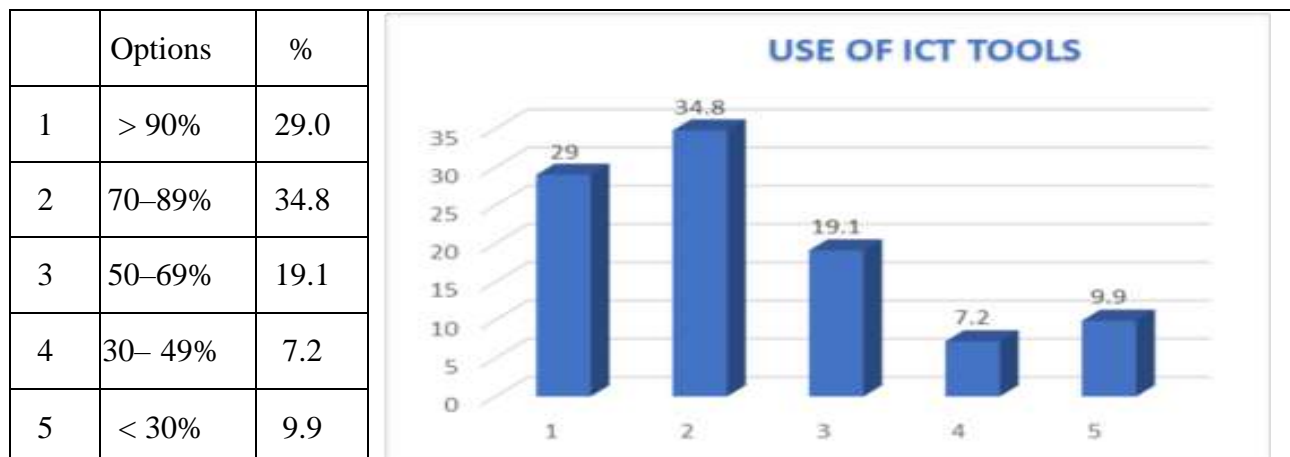


18. Efforts are made by the institute/ teachers to inculcate soft skills, life skills and employability skills tomake you ready for the world of work

About half of the students feel that teacher/ institute takes necessary steps to inculcate soft skills, life skills and employability skills to make them impactful employee in future. Whereas 37.6% students feel that such efforts are moderate. So, there is a lot of scope of improvement in this direction.



19. What percentage of teachers use ICT tools such as LCD projector, Multimedia, etc. while teaching? According to the survey, about 84% students ensure the extensive and effective use of ICT based tools by the teachers in the teaching learning process along with usual chalk-duster method and lecture method.



20. The overall quality of teaching-learning process in your institute is very good. More than 86% students are highly satisfied with the overall quality of teaching-learning process in your institute. Still there is a scope of betterment.



Few important suggestions from the students:

- > Feedback collection can be carried out regularly.
- > More stress should be given on interactive as well as collaborative learning.
- > Institution should conduct more vocational and professional courses.
- > Necessary steps may be taken for the development of games and sports.
- > Bigger class rooms with ICT tools may be arranged.
- > More interaction with teachers are needed for overall growth.

Action taken report:

1. Feedback collection is a regular procedure, which is then analysed necessary actions taken.
2. Collaborative seminars and workshops are conducted.
3. Experiential-learning is a part of teaching learning process.
4. Sports sub-committee takes necessary action to involve the students in sports related activities.
5. Space constraints are being addressed to by the college authority subject to the limitations.